



---

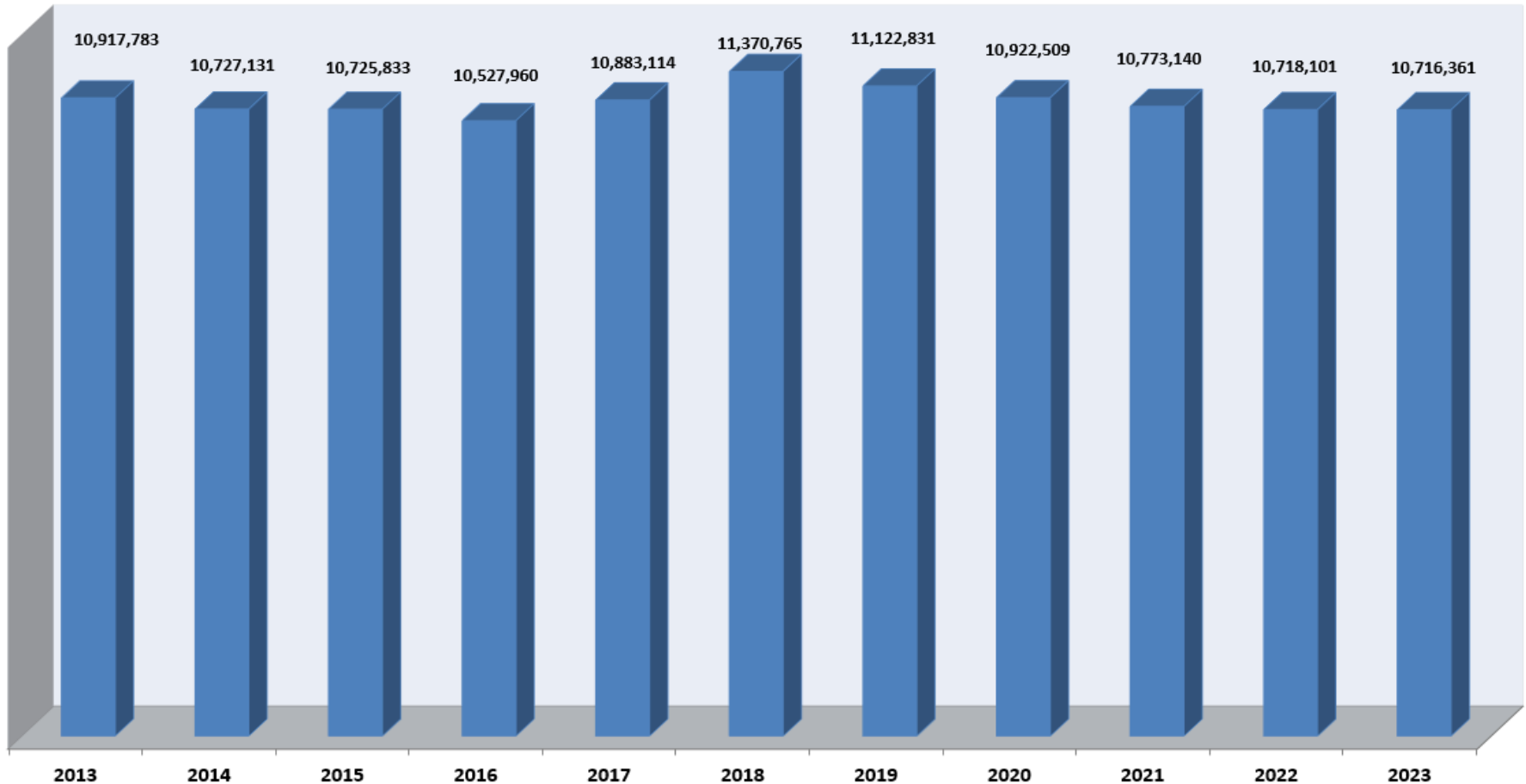
# KENTUCKY CABINET FOR HEALTH AND FAMILY SERVICES

## **Kentucky All Schedule Prescription Electronic Reporting**

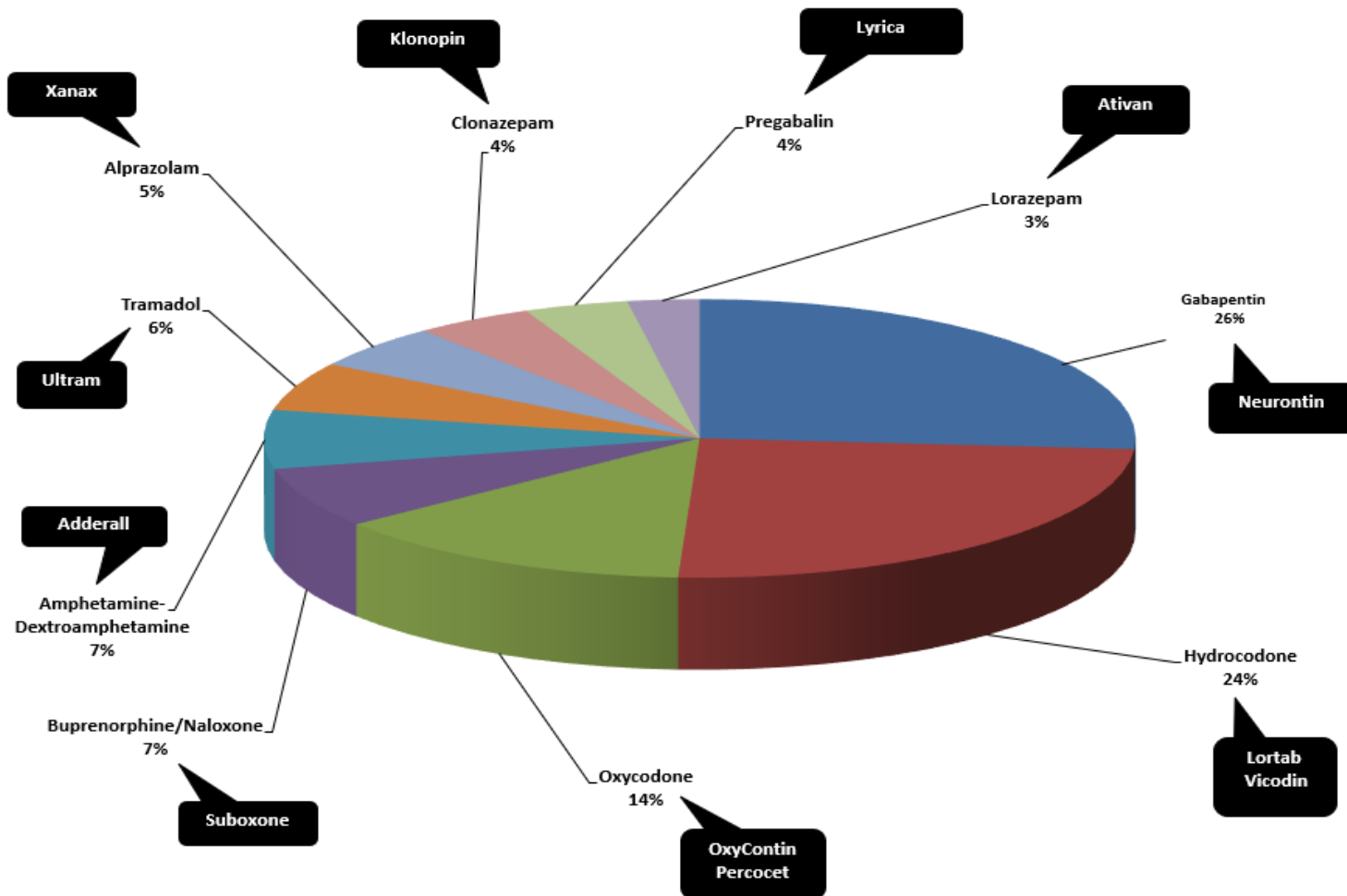
### **Quarterly Trend Report 4th Quarter 2023**

**Cabinet for Health and Family Services  
Office of Inspector General  
275 E. Main Street  
Frankfort, KY 40621**


# KASPER Records Added 2013 – Q4 2023



# Top Prescribed Controlled Substances by Therapeutic Category by Doses – Q4 2023



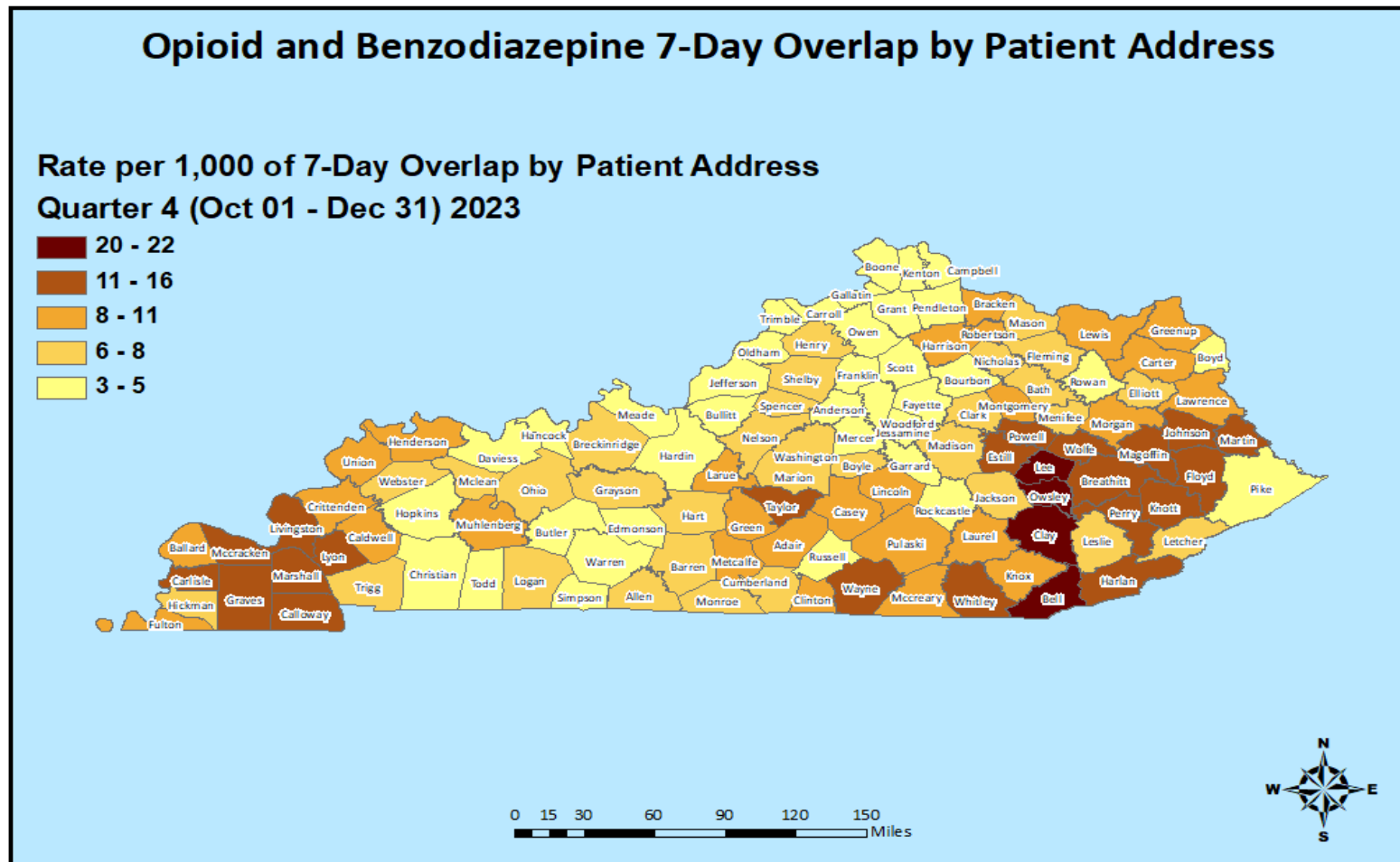
# Opioid Morphine Equivalent Dose (MED) Data Q4 2023



# Opioid Morphine Equivalent Dose (MED) Data Q4 2023

Rate of Patients Receiving Daily Morphine Equivalent Dosage $\geq$ 90 per 1,000 Residents for Quarter 4, 2023 Patient Ages 18 - 65 (Data Excludes Buprenorphine/Naloxone)							
COUNTY	PER 1000	COUNTY	PER 1000	COUNTY	PER 1000	COUNTY	PER 1000
ADAIR	2.44	EDMONSON	1.57	KNOX	1.48	NICHOLAS	2.68
ALLEN	2.38	ELLIOTT	1.45	LARUE	3.26	OHIO	1.64
ANDERSON	1.99	ESTILL	2.59	LAUREL	1.74	OLDHAM	1.59
BALLARD	2.11	FAYETTE	1.11	LAWRENCE	1.64	OWEN	1.60
BARREN	2.07	FLEMING	1.38	LEE	3.04	OWSLEY	1.78
BATH	1.87	FLOYD	2.91	LESLIE	2.28	PENDLETON	1.30
BELL	1.22	FRANKLIN	1.70	LETCHER	3.29	PERRY	4.53
BOONE	1.88	FULTON	1.78	LEWIS	1.93	PIKE	1.02
BOURBON	0.80	GALLATIN	2.56	LINCOLN	1.81	POWELL	4.63
BOYD	1.21	GARRARD	1.85	LIVINGSTON	2.59	PULASKI	2.28
BOYLE	1.27	GRANT	2.33	LOGAN	1.77	ROBERTSON	2.32
BRACKEN	1.90	GRAVES	2.10	LYON	2.48	ROCKCASTLE	2.08
BREATHITT	2.18	GRAYSON	2.71	MADISON	2.00	ROWAN	1.60
BRECKINRIDGE	2.45	GREEN	1.72	MAGOFFIN	1.89	RUSSELL	0.39
BULLITT	2.99	GREENUP	1.81	MARION	2.45	SCOTT	1.24
BUTLER	1.25	HANCOCK	1.59	MARSHALL	2.58	SHELBY	2.03
CALDWELL	2.39	HARDIN	2.17	MARTIN	1.00	SIMPSON	1.94
CALLOWAY	1.61	HARLAN	2.21	MASON	0.93	SPENCER	3.17
CAMPBELL	1.69	HARRISON	2.09	MCCRACKEN	2.47	TAYLOR	2.20
CARLISLE	2.47	HART	1.56	MCCREARY	2.74	TODD	0.73
CARROLL	3.00	HENDERSON	1.92	MCLEAN	1.58	TRIGG	1.68
CARTER	1.18	HENRY	2.09	MEADE	2.17	TRIMBLE	2.90
CASEY	0.82	HICKMAN	0.65	MENIFEE	4.06	UNION	2.42
CHRISTIAN	0.88	HOPKINS	2.16	MERCER	2.19	WARREN	1.70
CLARK	2.15	JACKSON	1.80	METCALFE	2.40	WASHINGTON	2.22
CLAY	2.74	JEFFERSON	2.19	MONROE	2.55	WAYNE	1.86
CLINTON	2.65	JESSAMINE	1.97	MONTGOMERY	2.23	WEBSTER	1.58
CRITTENDEN	0.98	JOHNSON	1.39	MORGAN	2.03	WHITLEY	2.41
CUMBERLAND	1.93	KENTON	1.53	MUHLENBERG	2.48	WOLFE	2.65
DAVIESS	1.28	KNOTT	3.41	NELSON	2.09	WOODFORD	1.34

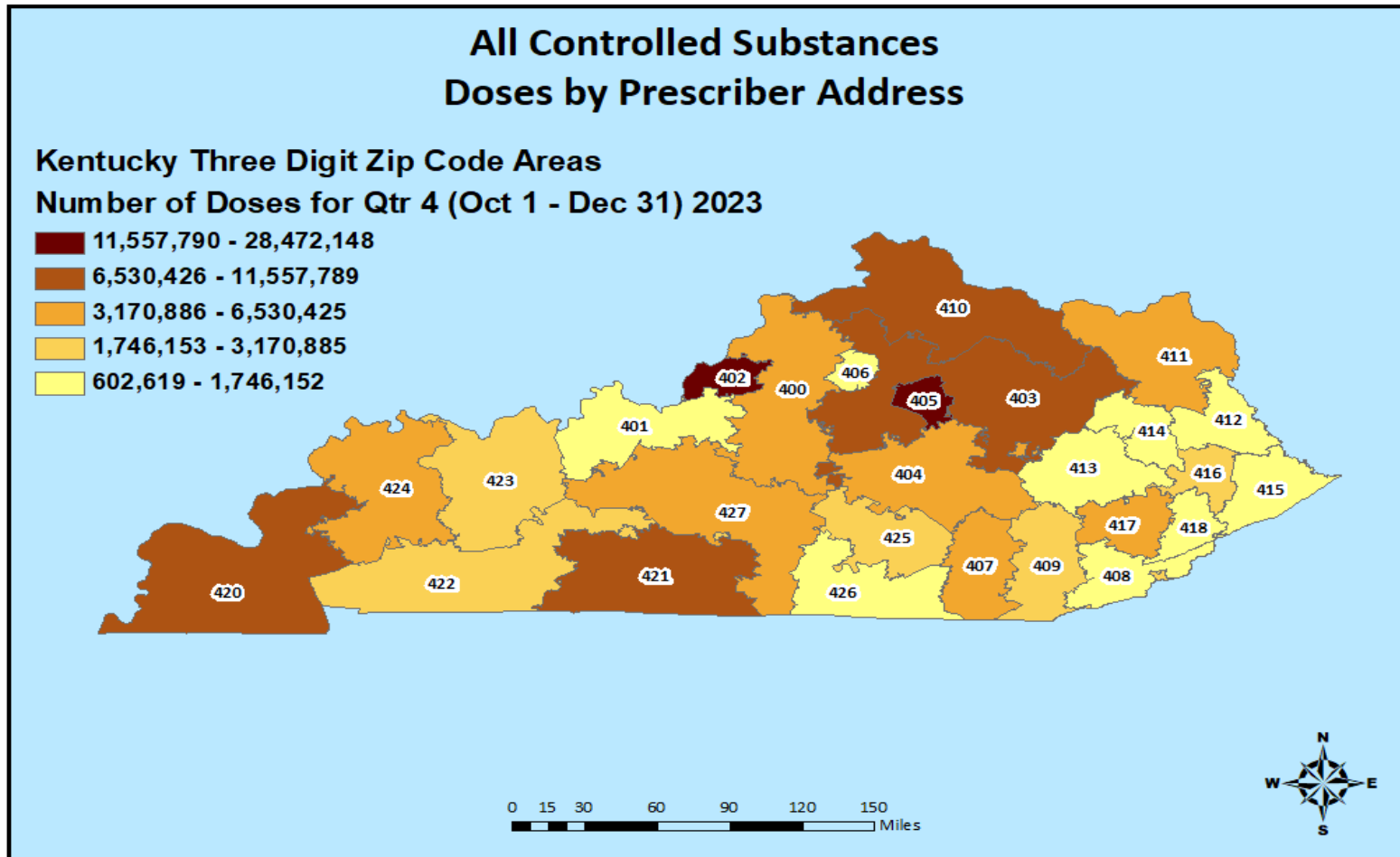
# Patients with Seven or More Days of Overlapping Opioid and Benzodiazepine Prescriptions Q4 2023



# Patients with Seven or More Days of Overlapping Opioid and Benzodiazepine Prescriptions Q4 2023

Rate of Patients With at Least a 7-Day Overlap of Opioids and Benzodiazepines per 1,000 for Quarter 4, 2023							
COUNTY	PER 1000	COUNTY	PER 1000	COUNTY	PER 1000	COUNTY	PER 1000
ADAIR	10	EDMONSON	5	KNOX	11	NICHOLAS	8
ALLEN	6	ELLIOTT	6	LARUE	11	OHIO	6
ANDERSON	5	ESTILL	13	LAUREL	9	OLDHAM	3
BALLARD	11	FAYETTE	3	LAWRENCE	11	OWEN	4
BARREN	7	FLEMING	7	LEE	20	OWSLEY	22
BATH	6	FLOYD	14	LESLIE	7	PENDLETON	5
BELL	21	FRANKLIN	4	LETCHER	6	PERRY	15
BOONE	4	FULTON	9	LEWIS	9	PIKE	5
BOURBON	5	GALLATIN	4	LINCOLN	8	POWELL	12
BOYD	5	GARRARD	5	LIVINGSTON	12	PULASKI	9
BOYLE	6	GRANT	5	LOGAN	6	ROBERTSON	9
BRACKEN	9	GRAVES	12	LYON	13	ROCKCASTLE	4
BREATHITT	14	GRAYSON	7	MADISON	6	ROWAN	5
BRECKINRIDGE	6	GREEN	9	MAGOFFIN	13	RUSSELL	3
BULLITT	5	GREENUP	10	MARION	7	SCOTT	4
BUTLER	5	HANCOCK	5	MARSHALL	13	SHELBY	6
CALDWELL	10	HARDIN	5	MARTIN	14	SIMPSON	4
CALLOWAY	12	HARLAN	13	MASON	6	SPENCER	6
CAMPBELL	4	HARRISON	9	MCCRACKEN	12	TAYLOR	11
CARLISLE	13	HART	7	MCCREARY	8	TODD	4
CARROLL	5	HENDERSON	9	MCLEAN	7	TRIGG	7
CARTER	8	HENRY	6	MEADE	4	TRIMBLE	5
CASEY	10	HICKMAN	7	MENIFEE	8	UNION	9
CHRISTIAN	4	HOPKINS	5	MERCER	5	WARREN	4
CLARK	6	JACKSON	8	METCALFE	9	WASHINGTON	6
CLAY	21	JEFFERSON	4	MONROE	6	WAYNE	13
CLINTON	11	JESSAMINE	4	MONTGOMERY	8	WEBSTER	7
CRITTENDEN	9	JOHNSON	14	MORGAN	8	WHITLEY	16
CUMBERLAND	6	KENTON	3	MUHLENBERG	10	WOLFE	15
DAVISS	4	KNOTT	13	NELSON	6	WOODFORD	4

# Controlled Substance Prescribing Q4 2023






# Controlled Substance Prescribing Q4 2023

3 Digit Zip	Doses By Prescriber Zip-Actual Number of all Controlled Substances for Quarter 4, 2023
400	4,587,005
401	1,294,599
402	28,472,148
403	7,148,641
404	4,992,637
405	19,232,792
406	1,025,444
407	6,030,811
408	962,227
409	3,170,885
410	11,557,789
411	3,801,066
412	1,746,152
413	1,688,403
414	810,657
415	602,619
416	2,144,324
417	4,016,570
418	1,090,966
420	9,695,917
421	7,579,499
422	2,251,144
423	1,976,767
424	3,938,234
425	2,518,252
426	1,452,814
427	6,530,425
<b>Totals</b>	<b>140,318,787</b>

# Controlled Substance Usage Q4 2023



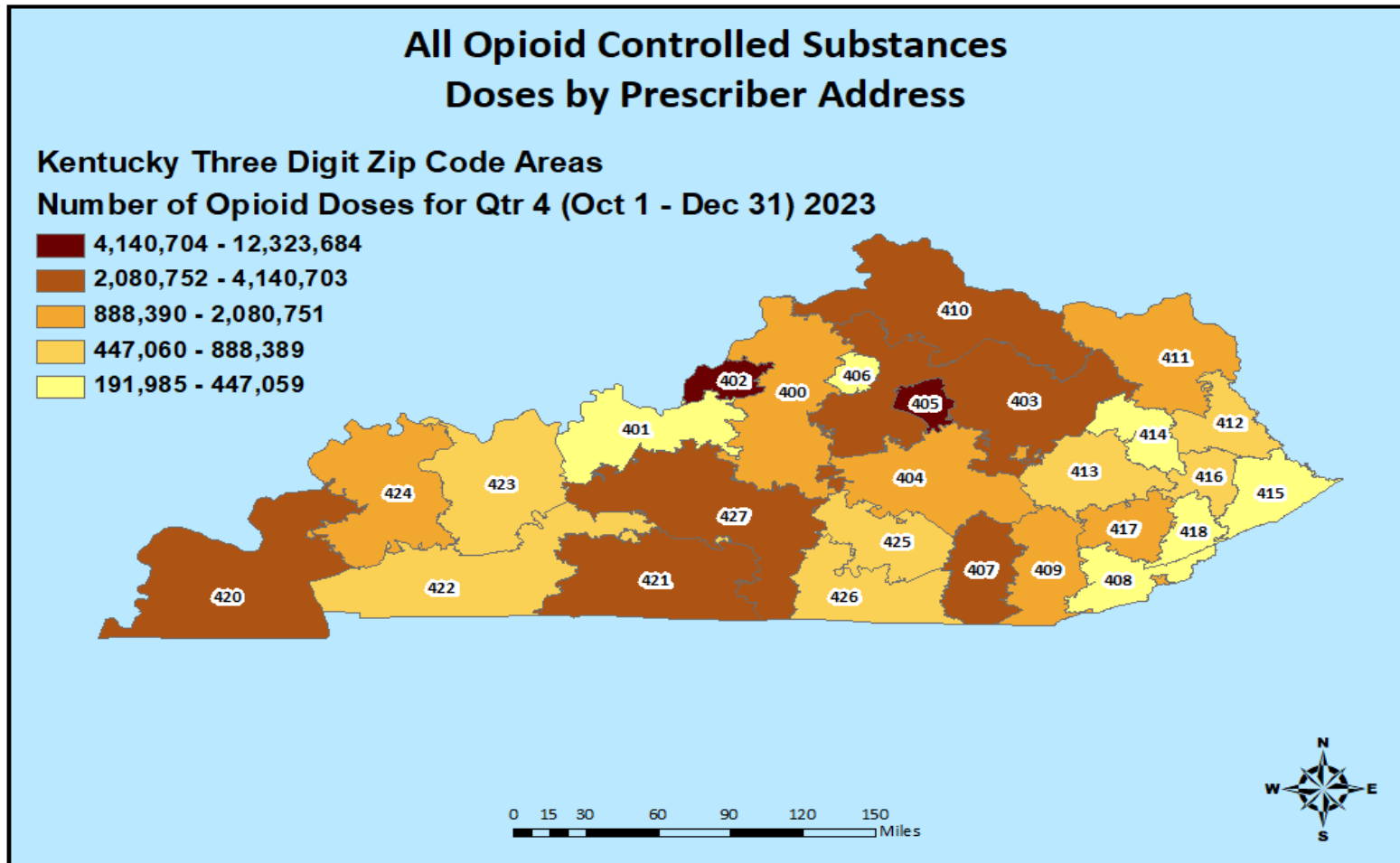
# Controlled Substance Usage Q4 2023

Actual Number of All Controlled Substances Doses for Quarter 4, 2023							
COUNTY	# DOSES	COUNTY	# DOSES	COUNTY	# DOSES	COUNTY	# DOSES
ADAIR	700,164	EDMONSON	340,931	KNOX	1,558,653	NICHOLAS	319,208
ALLEN	694,054	ELLIOTT	175,102	LARUE	594,375	OHIO	894,958
ANDERSON	778,204	ESTILL	822,743	LAUREL	2,495,957	OLDHAM	1,493,193
BALLARD	261,731	FAYETTE	7,103,066	LAWRENCE	698,291	OWEN	270,564
BARREN	1,415,453	FLEMING	508,910	LEE	468,356	OWSLEY	407,024
BATH	535,536	FLOYD	2,515,942	LESLIE	539,873	PENDLETON	390,308
BELL	1,593,651	FRANKLIN	1,529,019	LETCHER	1,414,638	PERRY	2,065,459
BOONE	3,143,192	FULTON	236,080	LEWIS	511,879	PIKE	2,279,059
BOURBON	664,646	GALLATIN	219,042	LINCOLN	932,950	POWELL	782,346
BOYD	1,076,898	GARRARD	533,613	LIVINGSTON	472,305	PULASKI	2,594,794
BOYLE	939,023	GRANT	672,955	LOGAN	927,693	ROBERTSON	78,601
BRACKEN	318,725	GRAVES	1,583,443	LYON	370,973	ROCKCASTLE	604,278
BREATHITT	771,470	GRAYSON	1,240,305	MADISON	3,065,627	ROWAN	680,360
BRECKINRIDGE	619,315	GREEN	418,771	MAGOFFIN	767,892	RUSSELL	230,745
BULLITT	2,430,017	GREENUP	1,734,585	MARION	699,566	SCOTT	1,540,094
BUTLER	413,214	HANCOCK	251,751	MARSHALL	1,394,399	SHELBY	1,426,829
CALDWELL	543,292	HARDIN	3,554,626	MARTIN	638,791	SIMPSON	504,519
CALLOWAY	1,367,387	HARLAN	1,601,462	MASON	472,975	SPENCER	664,821
CAMPBELL	2,197,439	HARRISON	745,918	MCCRACKEN	2,815,535	TAYLOR	1,111,664
CARLISLE	216,323	HART	585,079	MCCREARY	734,976	TODD	378,955
CARROLL	402,391	HENDERSON	1,856,639	MCLEAN	387,533	TRIGG	495,100
CARTER	843,262	HENRY	558,050	MEADE	662,490	TRIMBLE	255,291
CASEY	566,146	HICKMAN	148,613	MENIFEE	298,379	UNION	630,967
CHRISTIAN	1,624,440	HOPKINS	1,825,949	MERCER	755,363	WARREN	3,451,674
CLARK	1,415,515	JACKSON	651,665	METCALFE	412,032	WASHINGTON	422,098
CLAY	1,658,724	JEFFERSON	20,531,216	MONROE	377,137	WAYNE	958,651
CLINTON	482,004	JESSAMINE	1,650,127	MONTGOMERY	1,224,013	WEBSTER	636,767
CRITTENDEN	397,670	JOHNSON	1,132,001	MORGAN	554,775	WHITLEY	2,697,744
CUMBERLAND	251,016	KENTON	3,298,228	MUHLENBERG	1,536,983	WOLFE	407,825
DAVISS	2,089,170	KNOTT	1,004,029	NELSON	1,660,427	WOODFORD	756,810
						<b>TOTAL</b>	<b>148,315,474</b>

# Per 1000 Controlled Substance Usage Q4 2023

Actual Number of All Controlled Substances Doses per 1,000 Residents for Quarter 4, 2023							
COUNTY	PER 1000	COUNTY	PER 1000	COUNTY	PER 1000	COUNTY	PER 1000
ADAIR	36,316	EDMONSON	28,144	KNOX	49,189	NICHOLAS	45,060
ALLEN	33,641	ELLIOTT	23,076	LARUE	42,166	OHIO	36,712
ANDERSON	35,121	ESTILL	57,506	LAUREL	41,427	OLDHAM	22,776
BALLARD	32,497	FAYETTE	22,305	LAWRENCE	44,020	OWEN	25,424
BARREN	32,175	FLEMING	35,080	LEE	71,179	OWSLEY	90,631
BATH	43,444	FLOYD	67,797	LESLIE	51,231	PENDLETON	26,807
BELL	58,769	FRANKLIN	30,242	LETCHER	62,119	PERRY	75,539
BOONE	24,454	FULTON	38,207	LEWIS	38,081	PIKE	37,636
BOURBON	33,183	GALLATIN	25,443	LINCOLN	38,280	POWELL	63,564
BOYD	22,374	GARRARD	30,859	LIVINGSTON	50,955	PULASKI	40,572
BOYLE	31,282	GRANT	27,001	LOGAN	34,885	ROBERTSON	36,474
BRACKEN	37,943	GRAVES	42,586	LYON	45,975	ROCKCASTLE	35,862
BREATHITT	58,075	GRAYSON	47,369	MADISON	34,235	ROWAN	27,825
BRECKINRIDGE	31,026	GREEN	37,864	MAGOFFIN	60,540	RUSSELL	13,020
BULLITT	30,701	GREENUP	48,327	MARION	36,426	SCOTT	28,535
BUTLER	32,169	HANCOCK	28,576	MARSHALL	44,457	SHELBY	30,745
CALDWELL	43,228	HARDIN	33,123	MARTIN	53,224	SIMPSON	27,900
CALLOWAY	35,575	HARLAN	58,947	MASON	27,515	SPENCER	36,381
CAMPBELL	23,831	HARRISON	40,004	MCCRACKEN	43,208	TAYLOR	43,771
CARLISLE	44,557	HART	31,410	MCCREARY	41,972	TODD	30,822
CARROLL	37,681	HENDERSON	40,141	MCLEAN	40,901	TRIGG	34,710
CARTER	31,179	HENRY	35,279	MEADE	23,554	TRIMBLE	29,616
CASEY	35,798	HICKMAN	32,119	MENIFEE	46,564	UNION	42,404
CHRISTIAN	22,452	HOPKINS	39,778	MERCER	35,171	WARREN	27,496
CLARK	39,519	JACKSON	48,748	METCALFE	41,129	WASHINGTON	34,629
CLAY	79,877	JEFFERSON	26,826	MONROE	35,619	WAYNE	46,871
CLINTON	47,362	JESSAMINE	31,517	MONTGOMERY	44,075	WEBSTER	47,820
CRITTENDEN	43,281	JOHNSON	49,265	MORGAN	41,719	WHITLEY	74,738
CUMBERLAND	37,254	KENTON	19,996	MUHLENBERG	49,535	WOLFE	56,967
DAVIESS	20,960	KNOTT	64,593	NELSON	36,446	WOODFORD	28,970

# Opioid Prescribing Q4 2023




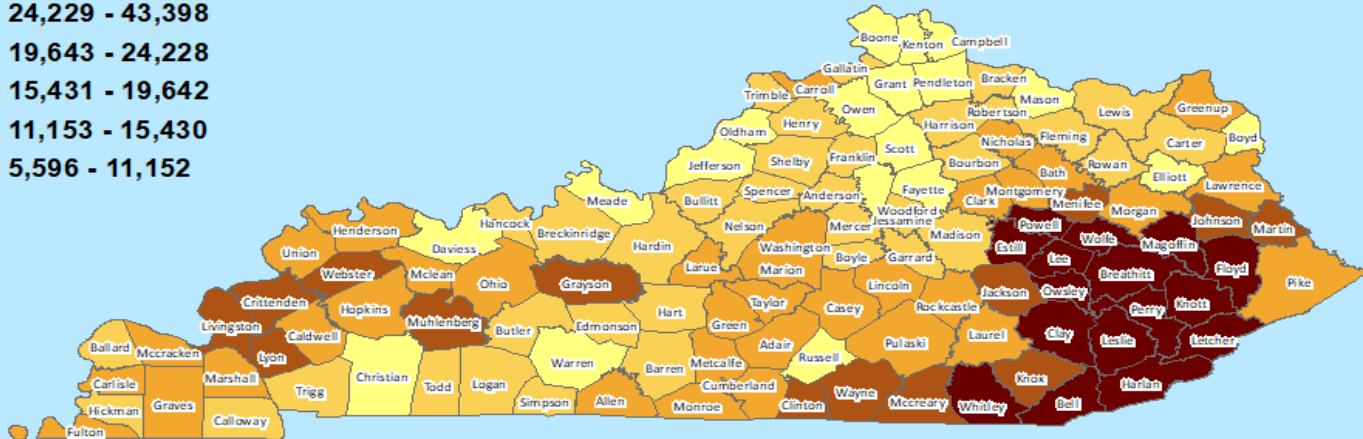

# Opioid Prescribing Q4 2023

3 Digit Zip	Doses By Prescriber Zip-Actual Number of All Opioids for Quarter 4, 2023
400	1,622,296
401	409,178
402	12,323,684
403	2,480,841
404	1,819,244
405	8,372,741
406	390,096
407	2,558,875
408	430,793
409	1,498,623
410	3,826,102
411	1,358,263
412	700,461
413	856,855
414	370,941
415	191,985
416	888,389
417	2,080,751
418	447,059
420	4,140,703
421	3,398,119
422	652,319
423	753,476
424	1,601,290
425	858,086
426	695,710
427	2,549,146
<b>Totals</b>	<b>57,276,026</b>

# Opioid Usage Q4 2023

## All Opioid Controlled Substances Usage Dosage Rate per 1000 by Patient Address

Doses per 1000 by Patient Address  
Quarter 4 (Oct 1 - Dec 31) 2023





# Opioid Usage Q4 2023

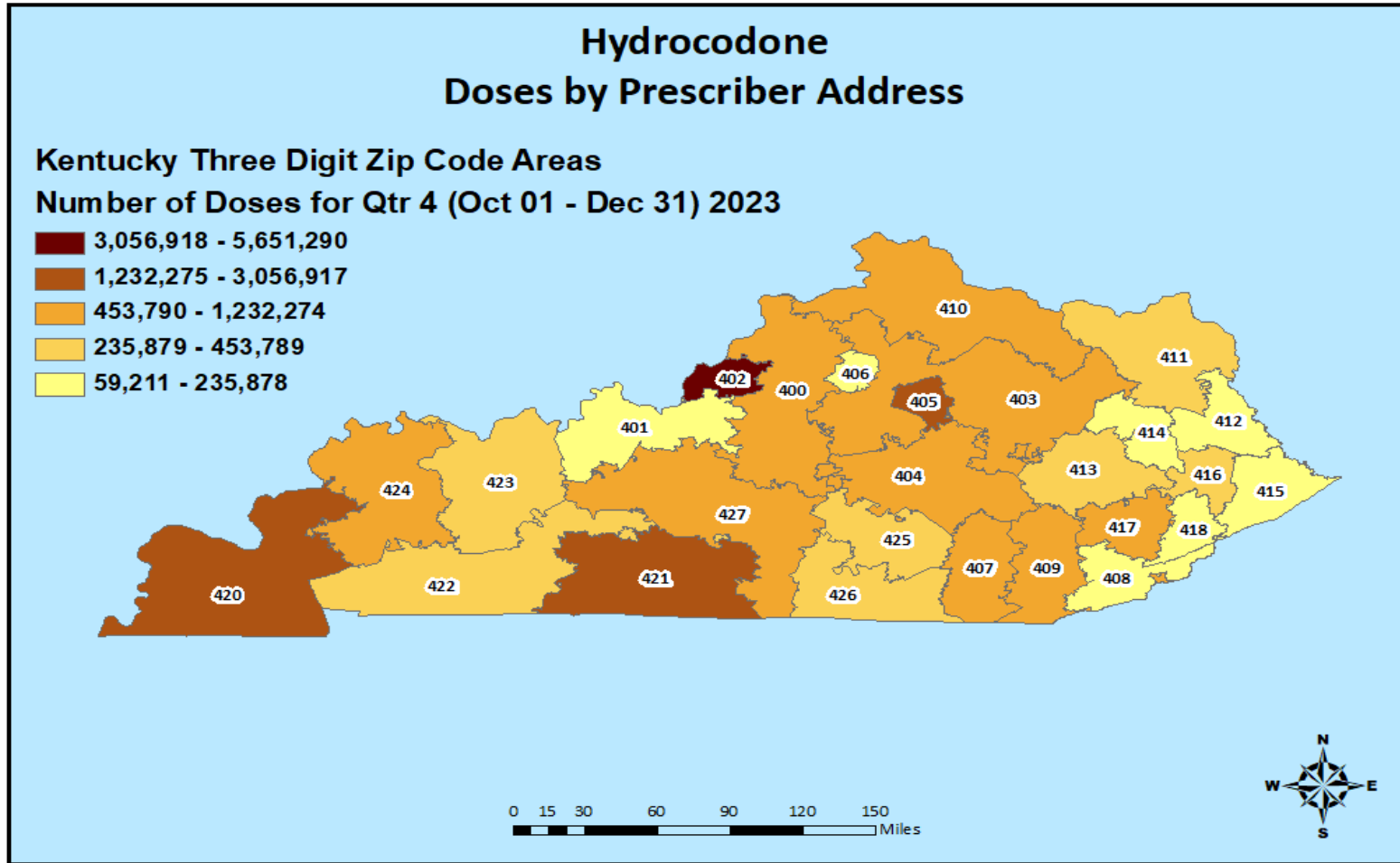
Actual Number of All Opioid Doses for Quarter 4, 2023							
COUNTY	# DOSES	COUNTY	# DOSES	COUNTY	# DOSES	COUNTY	# DOSES
ADAIR	319,423	EDMONSON	159,931	KNOX	685,969	NICHOLAS	123,876
ALLEN	335,574	ELLIOTT	73,290	LARUE	255,254	OHIO	423,636
ANDERSON	326,676	ESTILL	385,812	LAUREL	1,067,515	OLDHAM	491,952
BALLARD	120,409	FAYETTE	2,258,282	LAWRENCE	295,403	OWEN	108,482
BARREN	629,745	FLEMING	191,850	LEE	218,601	OWSLEY	194,902
BATH	220,939	FLOYD	1,199,176	LESLIE	293,777	PENDLETON	156,702
BELL	789,238	FRANKLIN	618,985	LETCHER	636,406	PERRY	974,445
BOONE	1,010,852	FULTON	113,276	LEWIS	205,499	PIKE	999,283
BOURBON	245,860	GALLATIN	99,205	LINCOLN	394,509	POWELL	366,423
BOYD	391,958	GARRARD	220,977	LIVINGSTON	213,277	PULASKI	1,075,888
BOYLE	355,276	GRANT	277,936	LOGAN	395,405	ROBERTSON	27,358
BRACKEN	121,881	GRAVES	636,333	LYON	173,239	ROCKCASTLE	310,455
BREATHITT	360,467	GRAYSON	531,291	MADISON	1,193,954	ROWAN	294,438
BRECKINRIDGE	278,748	GREEN	190,409	MAGOFFIN	349,971	RUSSELL	99,169
BULLITT	1,063,813	GREENUP	608,590	MARION	315,846	SCOTT	558,566
BUTLER	189,326	HANCOCK	109,195	MARSHALL	564,663	SHELBY	578,794
CALDWELL	230,512	HARDIN	1,427,436	MARTIN	248,928	SIMPSON	226,618
CALLOWAY	522,193	HARLAN	768,853	MASON	154,832	SPENCER	280,535
CAMPBELL	717,923	HARRISON	286,749	MCCRACKEN	1,124,880	TAYLOR	498,843
CARLISLE	92,816	HART	260,419	MCCREARY	354,132	TODD	156,074
CARROLL	184,913	HENDERSON	763,069	MCLEAN	179,509	TRIGG	201,311
CARTER	335,644	HENRY	239,394	MEADE	304,891	TRIMBLE	126,366
CASEY	247,997	HICKMAN	61,581	MENIFEE	139,122	UNION	278,334
CHRISTIAN	659,045	HOPKINS	869,397	MERCER	304,053	WARREN	1,391,148
CLARK	577,358	JACKSON	286,274	METCALFE	187,248	WASHINGTON	191,563
CLAY	780,419	JEFFERSON	8,271,677	MONROE	169,157	WAYNE	477,453
CLINTON	246,569	JESSAMINE	609,838	MONTGOMERY	507,695	WEBSTER	298,480
CRITTENDEN	197,539	JOHNSON	502,426	MORGAN	255,994	WHITLEY	1,138,172
CUMBERLAND	128,004	KENTON	1,086,671	MUHLENBERG	724,917	WOLFE	193,640
DAVIESS	894,387	KNOTT	489,460	NELSON	702,964	WOODFORD	269,390
						<b>TOTAL</b>	<b>61,303,192</b>



# Per 1000 Opioid Usage Q4 2023

Actual Number of All Opioid Doses per 1,000 Residents for Quarter 4, 2023							
COUNTY	PER 1000	COUNTY	PER 1000	COUNTY	PER 1000	COUNTY	PER 1000
ADAIR	16,568	EDMONSON	13,202	KNOX	21,648	NICHOLAS	17,487
ALLEN	16,266	ELLIOTT	9,659	LARUE	18,108	OHIO	17,378
ANDERSON	14,743	ESTILL	26,967	LAUREL	17,718	OLDHAM	7,504
BALLARD	14,950	FAYETTE	7,092	LAWRENCE	18,622	OWEN	10,194
BARREN	14,315	FLEMING	13,225	LEE	33,222	OWSLEY	43,398
BATH	17,923	FLOYD	32,314	LESLIE	27,878	PENDLETON	10,763
BELL	29,105	FRANKLIN	12,243	LETCHER	27,946	PERRY	35,638
BOONE	7,864	FULTON	18,332	LEWIS	15,288	PIKE	16,502
BOURBON	12,275	GALLATIN	11,523	LINCOLN	16,187	POWELL	29,771
BOYD	8,143	GARRARD	12,779	LIVINGSTON	23,010	PULASKI	16,822
BOYLE	11,835	GRANT	11,152	LOGAN	14,869	ROBERTSON	12,695
BRACKEN	14,510	GRAVES	17,114	LYON	21,470	ROCKCASTLE	18,425
BREATHITT	27,135	GRAYSON	20,291	MADISON	13,333	ROWAN	12,042
BRECKINRIDGE	13,965	GREEN	17,216	MAGOFFIN	27,592	RUSSELL	5,596
BULLITT	13,440	GREENUP	16,956	MARION	16,446	SCOTT	10,349
BUTLER	14,739	HANCOCK	12,394	MARSHALL	18,003	SHELBY	12,472
CALDWELL	18,341	HARDIN	13,301	MARTIN	20,741	SIMPSON	12,532
CALLOWAY	13,586	HARLAN	28,300	MASON	9,007	SPENCER	15,352
CAMPBELL	7,786	HARRISON	15,379	MCCRACKEN	17,263	TAYLOR	19,642
CARLISLE	19,118	HART	13,981	MCCREARY	20,223	TODD	12,694
CARROLL	17,316	HENDERSON	16,498	MCLEAN	18,946	TRIGG	14,113
CARTER	12,410	HENRY	15,134	MEADE	10,840	TRIMBLE	14,660
CASEY	15,681	HICKMAN	13,309	MENIFEE	21,711	UNION	18,705
CHRISTIAN	9,109	HOPKINS	18,939	MERCER	14,157	WARREN	11,082
CLARK	16,119	JACKSON	21,415	METCALFE	18,691	WASHINGTON	15,716
CLAY	37,582	JEFFERSON	10,808	MONROE	15,976	WAYNE	23,344
CLINTON	24,228	JESSAMINE	11,648	MONTGOMERY	18,281	WEBSTER	22,415
CRITTENDEN	21,500	JOHNSON	21,866	MORGAN	19,251	WHITLEY	31,532
CUMBERLAND	18,997	KENTON	6,588	MUHLENBERG	23,363	WOLFE	27,048
DAVISS	8,973	KNOTT	31,489	NELSON	15,430	WOODFORD	10,312

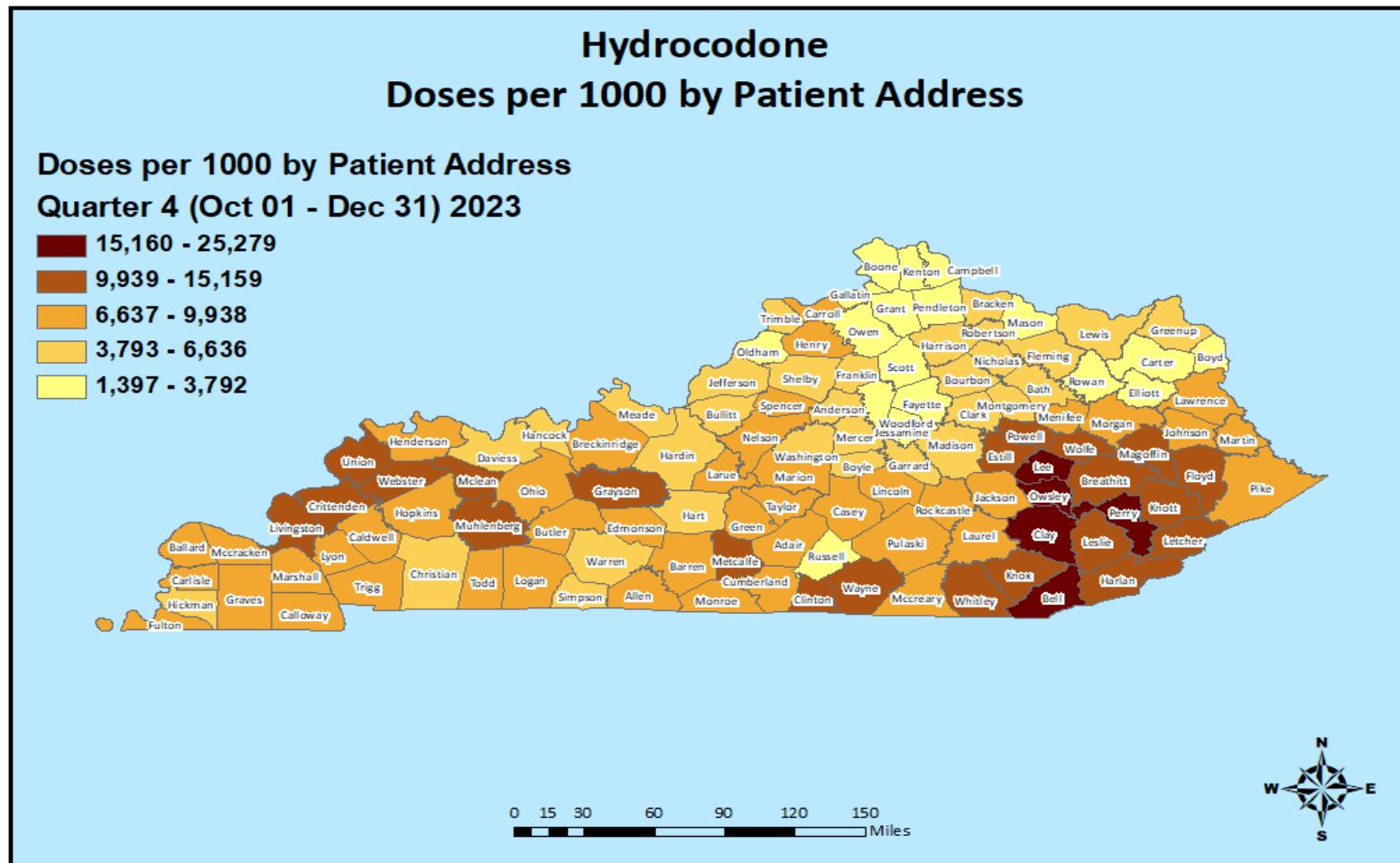
# Hydrocodone Prescribing Q4 2023



# Hydrocodone Prescribing Q4 2023

3 Digit Zip	Doses By Prescriber Zip-Actual Number of all Hydrocodone Doses for Quarter 4, 2023
400	718,307
401	192,798
402	5,651,290
403	870,166
404	628,018
405	3,056,917
406	87,928
407	1,232,274
408	207,328
409	888,647
410	1,081,822
411	440,483
412	235,878
413	453,789
414	160,521
415	59,211
416	425,703
417	1,184,662
418	116,155
420	1,951,975
421	1,760,174
422	329,444
423	318,616
424	867,961
425	323,007
426	389,827
427	1,224,415
<b>Totals</b>	<b>24,857,316</b>

# Hydrocodone Usage Q4 2023



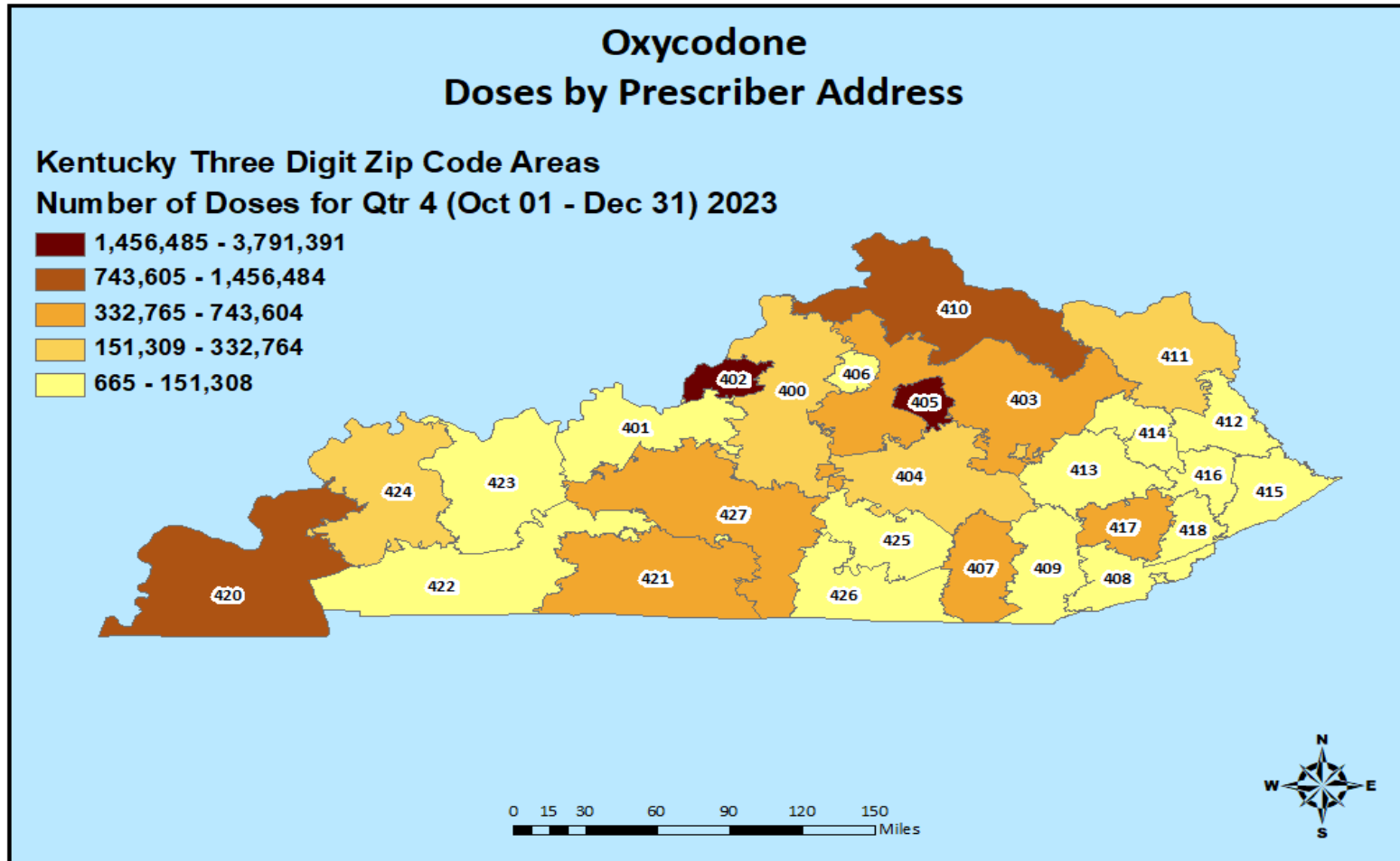
# Hydrocodone Usage Q4 2023

Actual Number of Hydrocodone Doses for Quarter 4, 2023							
COUNTY	# DOSES	COUNTY	# DOSES	COUNTY	# DOSES	COUNTY	# DOSES
ADAIR	157,908	EDMONSON	83,569	KNOX	336,722	NICHOLAS	40,591
ALLEN	179,413	ELLIOTT	24,249	LARUE	126,063	OHIO	220,301
ANDERSON	141,595	ESTILL	159,646	LAUREL	468,408	OLDHAM	218,504
BALLARD	61,540	FAYETTE	725,753	LAWRENCE	114,851	OWEN	31,176
BARREN	315,290	FLEMING	67,313	LEE	120,706	OWSLEY	113,526
BATH	70,101	FLOYD	562,533	LESLIE	145,025	PENDLETON	41,130
BELL	474,743	FRANKLIN	222,112	LETCHER	278,480	PERRY	460,465
BOONE	257,579	FULTON	61,404	LEWIS	79,155	PIKE	513,356
BOURBON	82,997	GALLATIN	28,770	LINCOLN	171,909	POWELL	156,375
BOYD	113,285	GARRARD	83,276	LIVINGSTON	102,882	PULASKI	442,978
BOYLE	155,067	GRANT	68,047	LOGAN	202,453	ROBERTSON	10,103
BRACKEN	35,059	GRAVES	291,402	LYON	76,773	ROCKCASTLE	149,080
BREATHITT	177,990	GRAYSON	276,083	MADISON	422,871	ROWAN	86,838
BRECKINRIDGE	143,093	GREEN	88,014	MAGOFFIN	163,374	RUSSELL	47,726
BULLITT	471,802	GREENUP	182,716	MARION	142,699	SCOTT	171,956
BUTLER	104,782	HANCOCK	54,210	MARSHALL	249,751	SHELBY	246,831
CALDWELL	95,134	HARDIN	654,971	MARTIN	98,038	SIMPSON	99,432
CALLOWAY	258,055	HARLAN	342,187	MASON	48,169	SPENCER	126,323
CAMPBELL	175,411	HARRISON	97,712	MCCRACKEN	519,962	TAYLOR	244,817
CARLISLE	42,464	HART	123,610	MCCREARY	152,072	TODD	88,690
CARROLL	75,822	HENDERSON	370,350	MCLEAN	98,242	TRIGG	99,380
CARTER	94,858	HENRY	108,620	MEADE	140,541	TRIMBLE	55,906
CASEY	108,340	HICKMAN	29,499	MENIFEE	51,957	UNION	162,198
CHRISTIAN	315,659	HOPKINS	428,034	MERCER	122,020	WARREN	683,886
CLARK	190,989	JACKSON	131,477	METCALFE	106,651	WASHINGTON	60,640
CLAY	449,713	JEFFERSON	3,829,908	MONROE	90,235	WAYNE	244,770
CLINTON	106,555	JESSAMINE	198,559	MONTGOMERY	167,313	WEBSTER	155,228
CRITTENDEN	100,592	JOHNSON	227,567	MORGAN	97,224	WHITLEY	498,262
CUMBERLAND	63,228	KENTON	230,506	MUHLENBERG	361,666	WOLFE	95,705
DAVIESS	437,429	KNOTT	224,052	NELSON	310,896	WOODFORD	95,114
						<b>TOTAL</b>	<b>26,661,037</b>

# Per 1000 Hydrocodone Usage Q4 2023

Actual Number of Hydrocodone Doses per 1,000 Residents for Quarter 4, 2023							
COUNTY	PER 1000	COUNTY	PER 1000	COUNTY	PER 1000	COUNTY	PER 1000
ADAIR	8,190	EDMONSON	6,899	KNOX	10,627	NICHOLAS	5,730
ALLEN	8,696	ELLIOTT	3,196	LARUE	8,943	OHIO	9,037
ANDERSON	6,390	ESTILL	11,159	LAUREL	7,774	OLDHAM	3,333
BALLARD	7,641	FAYETTE	2,279	LAWRENCE	7,240	OWEN	2,930
BARREN	7,167	FLEMING	4,640	LEE	18,344	OWSLEY	25,279
BATH	5,687	FLOYD	15,159	LESLIE	13,762	PENDLETON	2,825
BELL	17,507	FRANKLIN	4,393	LETCHER	12,229	PERRY	16,840
BOONE	2,004	FULTON	9,938	LEWIS	5,889	PIKE	8,478
BOURBON	4,144	GALLATIN	3,342	LINCOLN	7,054	POWELL	12,705
BOYD	2,354	GARRARD	4,816	LIVINGSTON	11,100	PULASKI	6,926
BOYLE	5,166	GRANT	2,730	LOGAN	7,613	ROBERTSON	4,688
BRACKEN	4,174	GRAVES	7,837	LYON	9,515	ROCKCASTLE	8,847
BREATHITT	13,399	GRAYSON	10,544	MADISON	4,722	ROWAN	3,552
BRECKINRIDGE	7,169	GREEN	7,958	MAGOFFIN	12,880	RUSSELL	2,693
BULLITT	5,961	GREENUP	5,091	MARION	7,430	SCOTT	3,186
BUTLER	8,157	HANCOCK	6,153	MARSHALL	7,963	SHELBY	5,319
CALDWELL	7,570	HARDIN	6,103	MARTIN	8,168	SIMPSON	5,499
CALLOWAY	6,714	HARLAN	12,595	MASON	2,802	SPENCER	6,913
CAMPBELL	1,902	HARRISON	5,240	MCCRACKEN	7,980	TAYLOR	9,640
CARLISLE	8,746	HART	6,636	MCCREARY	8,684	TODD	7,214
CARROLL	7,100	HENDERSON	8,007	MCLEAN	10,369	TRIGG	6,967
CARTER	3,507	HENRY	6,867	MEADE	4,997	TRIMBLE	6,486
CASEY	6,850	HICKMAN	6,375	MENIFEE	8,108	UNION	10,900
CHRISTIAN	4,363	HOPKINS	9,325	MERCER	5,681	WARREN	5,448
CLARK	5,332	JACKSON	9,835	METCALFE	10,646	WASHINGTON	4,975
CLAY	21,656	JEFFERSON	5,004	MONROE	8,522	WAYNE	11,967
CLINTON	10,470	JESSAMINE	3,792	MONTGOMERY	6,025	WEBSTER	11,657
CRITTENDEN	10,948	JOHNSON	9,904	MORGAN	7,311	WHITLEY	13,804
CUMBERLAND	9,384	KENTON	1,397	MUHLENBERG	11,656	WOLFE	13,368
DAVISS	4,389	KNOTT	14,414	NELSON	6,824	WOODFORD	3,641

# Oxycodone Prescribing Q4 2023

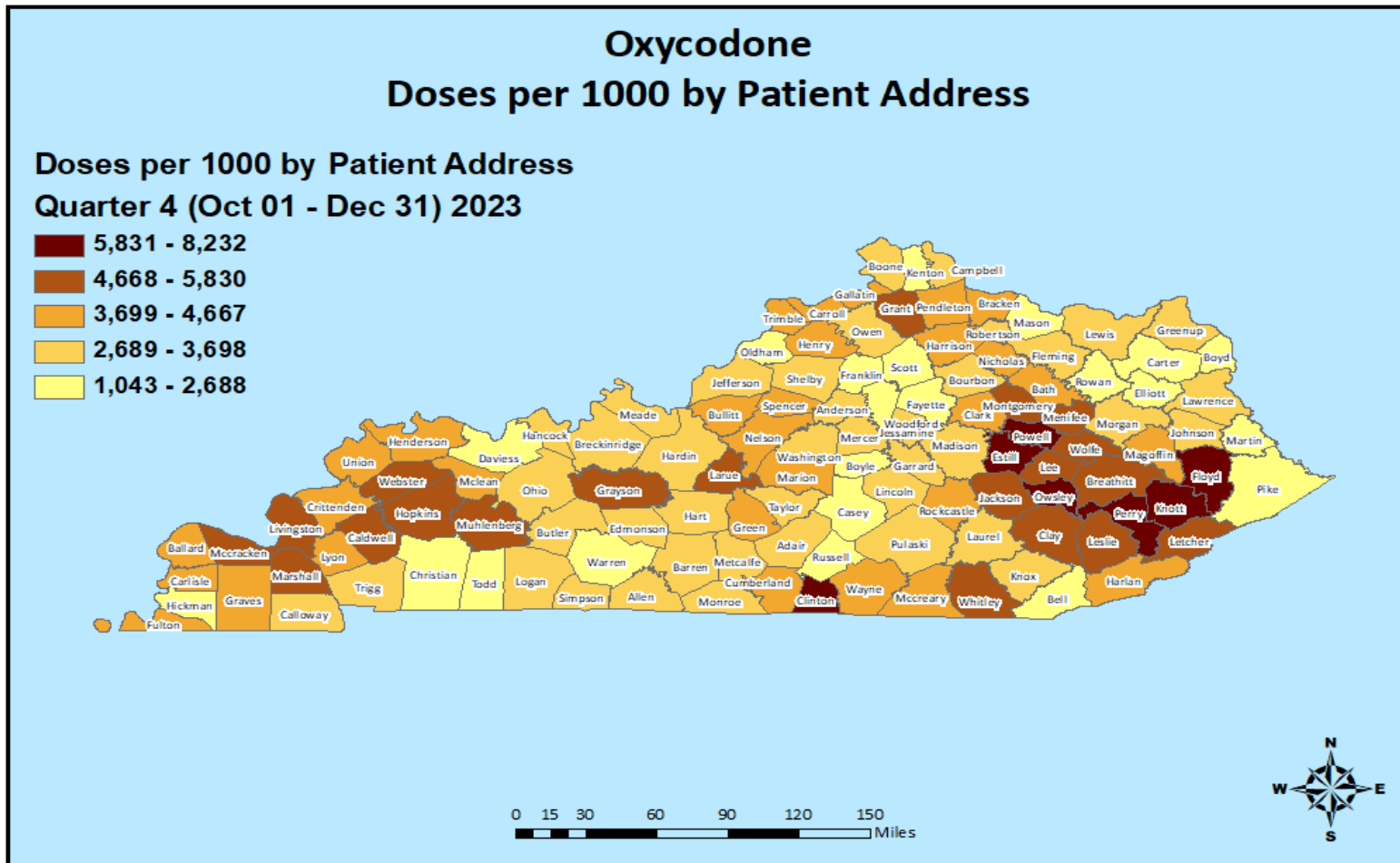


# Oxycodone Prescribing Q4 2023

3 Digit Zip	Doses By Prescriber Zip-Actual Number of Oxycodone Doses for Quarter 4, 2023
400	322,710
401	52,355
402	3,791,391
403	445,889
404	272,159
405	2,798,118
406	36,188
407	440,444
408	54,763
409	62,218
410	1,456,484
411	206,455
412	57,623
413	151,308
414	25,864
415	665
416	121,805
417	414,743
418	72,728
420	1,076,016
421	743,604
422	74,595
423	130,559
424	332,764
425	80,591
426	99,510
427	448,525
<b>Totals</b>	<b>13,770,074</b>



# Oxycodone Usage Q4 2023



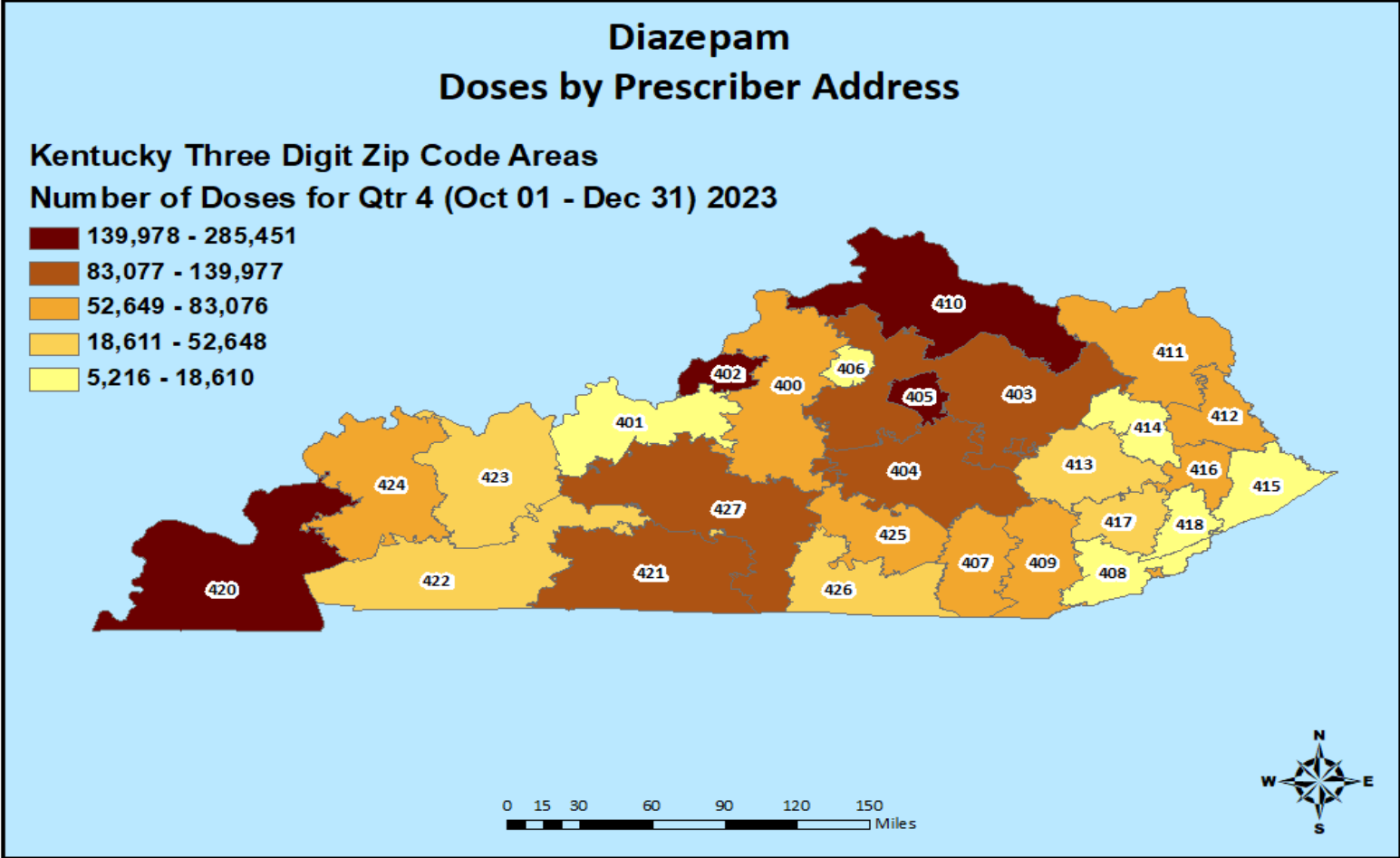
# Oxycodone Usage Q4 2023

Actual Number of Oxycodone Doses for Quarter 4, 2023							
COUNTY	# DOSES	COUNTY	# DOSES	COUNTY	# DOSES	COUNTY	# DOSES
ADAIR	56,864	EDMONSON	34,845	KNOX	101,762	NICHOLAS	31,418
ALLEN	71,738	ELLIOTT	18,055	LARUE	70,425	OHIO	84,703
ANDERSON	69,935	ESTILL	103,767	LAUREL	194,810	OLDHAM	119,164
BALLARD	30,316	FAYETTE	566,745	LAWRENCE	48,548	OWEN	34,151
BARREN	126,570	FLEMING	45,766	LEE	33,681	OWSLEY	29,387
BATH	56,793	FLOYD	255,673	LESLIE	51,332	PENDLETON	61,795
BELL	67,710	FRANKLIN	131,493	LETCHER	128,716	PERRY	220,121
BOONE	401,086	FULTON	23,536	LEWIS	45,769	PIKE	139,840
BOURBON	61,810	GALLATIN	38,235	LINCOLN	79,470	POWELL	95,052
BOYD	74,774	GARRARD	57,632	LIVINGSTON	49,691	PULASKI	204,663
BOYLE	65,074	GRANT	123,897	LOGAN	87,035	ROBERTSON	7,221
BRACKEN	38,159	GRAVES	160,818	LYON	37,311	ROCKCASTLE	67,262
BREATHITT	67,406	GRAYSON	124,373	MADISON	312,861	ROWAN	61,055
BRECKINRIDGE	61,280	GREEN	46,436	MAGOFFIN	54,736	RUSSELL	18,486
BULLITT	322,871	GREENUP	124,572	MARION	74,380	SCOTT	128,083
BUTLER	36,255	HANCOCK	25,360	MARSHALL	159,381	SHELBY	146,295
CALDWELL	60,463	HARDIN	391,401	MARTIN	23,633	SIMPSON	60,808
CALLOWAY	118,337	HARLAN	125,723	MASON	31,155	SPENCER	74,858
CAMPBELL	303,421	HARRISON	85,403	MCCRACKEN	315,606	TAYLOR	93,924
CARLISLE	21,576	HART	59,580	MCCREARY	72,292	TODD	30,748
CARROLL	49,841	HENDERSON	204,235	MCLEAN	38,681	TRIGG	44,173
CARTER	69,477	HENRY	65,280	MEADE	82,065	TRIMBLE	32,641
CASEY	40,420	HICKMAN	12,355	MENIFEE	37,014	UNION	61,122
CHRISTIAN	156,451	HOPKINS	220,694	MERCER	65,594	WARREN	326,850
CLARK	163,877	JACKSON	65,264	METCALFE	31,876	WASHINGTON	36,612
CLAY	105,215	JEFFERSON	2,410,828	MONROE	32,067	WAYNE	82,563
CLINTON	65,877	JESSAMINE	161,758	MONTGOMERY	138,135	WEBSTER	76,164
CRITTENDEN	40,127	JOHNSON	70,120	MORGAN	47,652	WHITLEY	209,990
CUMBERLAND	29,553	KENTON	443,388	MUHLENBERG	179,649	WOLFE	41,736
DAVIESS	221,566	KNOTT	127,965	NELSON	195,766	WOODFORD	60,898
						<b>TOTAL</b>	<b>14,882,915</b>

# Per 1000 Oxycodone Usage Q4 2023

Actual Number of Oxycodone Doses per 1,000 Residents for Quarter 4, 2023							
COUNTY	PER 1000	COUNTY	PER 1000	COUNTY	PER 1000	COUNTY	PER 1000
ADAIR	2,949	EDMONSON	2,876	KNOX	3,211	NICHOLAS	4,435
ALLEN	3,477	ELLIOTT	2,379	LARUE	4,996	OHIO	3,475
ANDERSON	3,156	ESTILL	7,253	LAUREL	3,233	OLDHAM	1,818
BALLARD	3,764	FAYETTE	1,780	LAWRENCE	3,060	OWEN	3,209
BARREN	2,877	FLEMING	3,155	LEE	5,119	OWSLEY	6,544
BATH	4,607	FLOYD	6,890	LESLIE	4,871	PENDLETON	4,244
BELL	2,497	FRANKLIN	2,601	LETCHER	5,652	PERRY	8,050
BOONE	3,120	FULTON	3,809	LEWIS	3,405	PIKE	2,309
BOURBON	3,086	GALLATIN	4,441	LINCOLN	3,261	POWELL	7,723
BOYD	1,554	GARRARD	3,333	LIVINGSTON	5,361	PULASKI	3,200
BOYLE	2,168	GRANT	4,971	LOGAN	3,273	ROBERTSON	3,351
BRACKEN	4,543	GRAVES	4,325	LYON	4,624	ROCKCASTLE	3,992
BREATHITT	5,074	GRAYSON	4,750	MADISON	3,494	ROWAN	2,497
BRECKINRIDGE	3,070	GREEN	4,199	MAGOFFIN	4,315	RUSSELL	1,043
BULLITT	4,079	GREENUP	3,471	MARION	3,873	SCOTT	2,373
BUTLER	2,822	HANCOCK	2,879	MARSHALL	5,081	SHELBY	3,152
CALDWELL	4,811	HARDIN	3,647	MARTIN	1,969	SIMPSON	3,363
CALLOWAY	3,079	HARLAN	4,628	MASON	1,812	SPENCER	4,096
CAMPBELL	3,291	HARRISON	4,580	MCCRACKEN	4,843	TAYLOR	3,698
CARLISLE	4,444	HART	3,199	MCCREARY	4,128	TODD	2,501
CARROLL	4,667	HENDERSON	4,416	MCLEAN	4,082	TRIGG	3,097
CARTER	2,569	HENRY	4,127	MEADE	2,918	TRIMBLE	3,787
CASEY	2,556	HICKMAN	2,670	MENIFEE	5,776	UNION	4,108
CHRISTIAN	2,162	HOPKINS	4,808	MERCER	3,054	WARREN	2,604
CLARK	4,575	JACKSON	4,882	METCALFE	3,182	WASHINGTON	3,004
CLAY	5,067	JEFFERSON	3,150	MONROE	3,029	WAYNE	4,037
CLINTON	6,473	JESSAMINE	3,090	MONTGOMERY	4,974	WEBSTER	5,720
CRITTENDEN	4,367	JOHNSON	3,052	MORGAN	3,583	WHITLEY	5,818
CUMBERLAND	4,386	KENTON	2,688	MUHLENBERG	5,790	WOLFE	5,830
DAVIESS	2,223	KNOTT	8,232	NELSON	4,297	WOODFORD	2,331

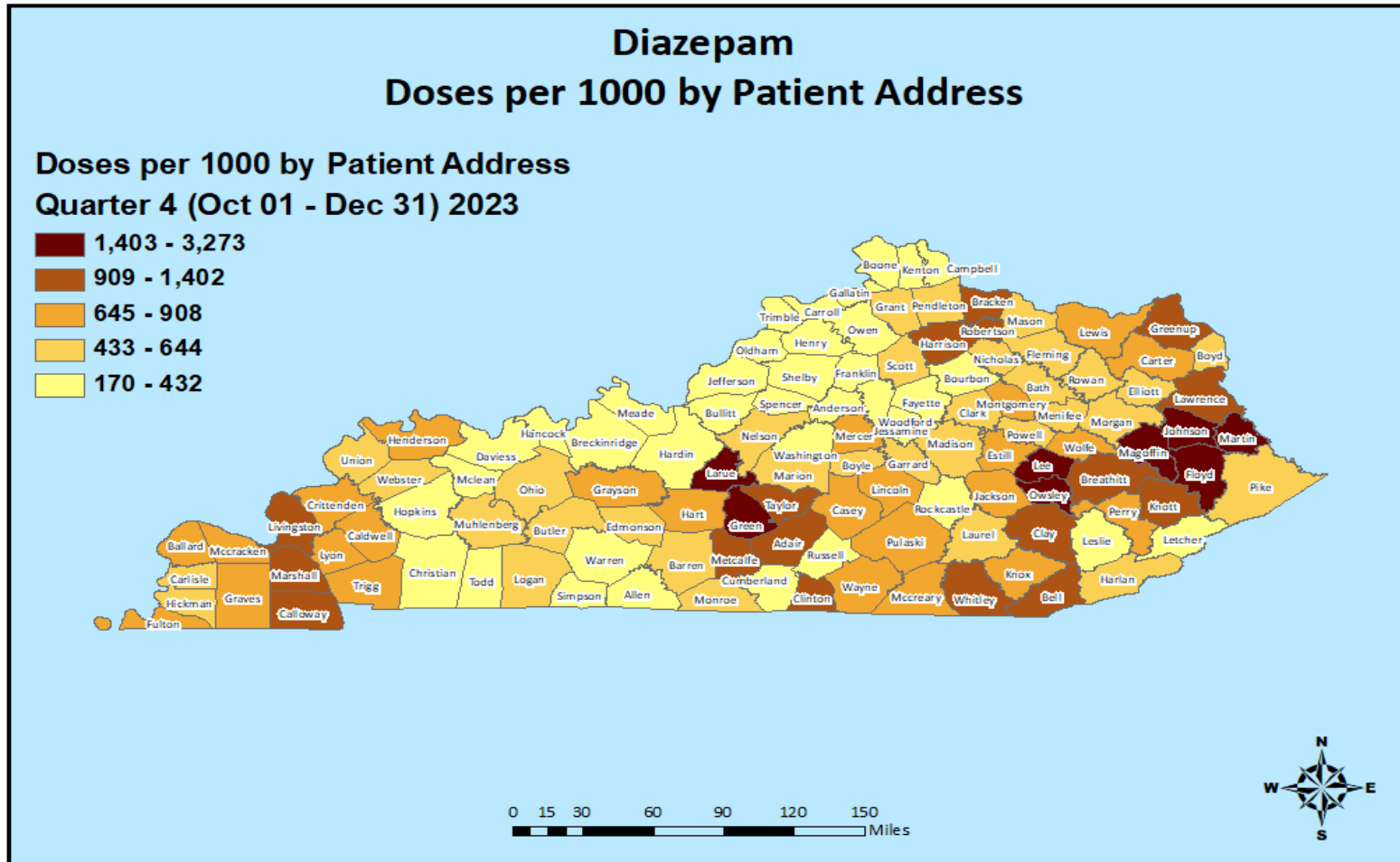
# Diazepam Prescribing Q4 2023



# Diazepam Prescribing Q4 2023

3 Digit Zip	Doses By Prescriber Zip-Actual Number of Diazepam Doses for Quarter 4, 2023
400	67,216
401	13,507
402	285,451
403	120,398
404	97,727
405	222,999
406	12,028
407	75,784
408	8,864
409	67,320
410	183,340
411	83,076
412	82,258
413	34,402
414	18,610
415	5,216
416	80,413
417	41,491
418	14,038
420	181,917
421	112,064
422	52,648
423	28,602
424	70,714
425	75,804
426	30,756
427	139,977
<b>Totals</b>	<b>2,206,620</b>

# Diazepam Usage Q4 2023



# Diazepam Usage Q4 2023

Actual Number of Diazepam Doses for Quarter 4, 2023							
COUNTY	# DOSES	COUNTY	# DOSES	COUNTY	# DOSES	COUNTY	# DOSES
ADAIR	18,744	EDMONSON	7,807	KNOX	23,055	NICHOLAS	4,258
ALLEN	7,209	ELLIOTT	4,715	LARUE	22,848	OHIO	13,023
ANDERSON	7,441	ESTILL	12,179	LAUREL	29,444	OLDHAM	13,618
BALLARD	5,892	FAYETTE	99,719	LAWRENCE	18,616	OWEN	4,195
BARREN	27,316	FLEMING	8,361	LEE	12,080	OWSLEY	14,699
BATH	7,088	FLOYD	69,063	LESLIE	3,114	PENDLETON	8,533
BELL	38,005	FRANKLIN	19,934	LETCHER	9,225	PERRY	24,815
BOONE	42,152	FULTON	5,071	LEWIS	11,297	PIKE	28,928
BOURBON	7,536	GALLATIN	3,554	LINCOLN	19,510	POWELL	7,424
BOYD	21,739	GARRARD	10,255	LIVINGSTON	9,792	PULASKI	44,950
BOYLE	14,178	GRANT	13,687	LOGAN	11,954	ROBERTSON	2,223
BRACKEN	9,030	GRAVES	30,844	LYON	5,351	ROCKCASTLE	7,001
BREATHITT	13,943	GRAYSON	23,067	MADISON	44,946	ROWAN	14,051
BRECKINRIDGE	7,863	GREEN	17,285	MAGOFFIN	21,629	RUSSELL	5,980
BULLITT	20,698	GREENUP	36,804	MARION	10,787	SCOTT	27,188
BUTLER	6,015	HANCOCK	2,505	MARSHALL	31,882	SHELBY	15,367
CALDWELL	9,776	HARDIN	37,393	MARTIN	19,015	SIMPSON	4,257
CALLOWAY	39,320	HARLAN	14,804	MASON	10,238	SPENCER	7,888
CAMPBELL	34,956	HARRISON	19,811	MCCRACKEN	43,530	TAYLOR	32,223
CARLISLE	2,892	HART	15,268	MCCREARY	11,886	TODD	4,224
CARROLL	4,535	HENDERSON	35,723	MCLEAN	3,920	TRIGG	12,207
CARTER	17,993	HENRY	4,784	MEADE	7,045	TRIMBLE	1,464
CASEY	11,113	HICKMAN	2,600	MENIFEE	3,399	UNION	7,798
CHRISTIAN	30,148	HOPKINS	19,596	MERCER	14,907	WARREN	47,933
CLARK	17,013	JACKSON	9,851	METCALFE	12,183	WASHINGTON	4,418
CLAY	26,309	JEFFERSON	221,891	MONROE	5,521	WAYNE	14,107
CLINTON	11,302	JESSAMINE	20,900	MONTGOMERY	18,952	WEBSTER	7,926
CRITTENDEN	7,637	JOHNSON	53,077	MORGAN	6,713	WHITLEY	36,063
CUMBERLAND	2,751	KENTON	50,511	MUHLENBERG	15,054	WOLFE	6,282
DAVIESS	26,739	KNOTT	18,119	NELSON	22,398	WOODFORD	10,425
						<b>TOTAL</b>	<b>2,300,270</b>

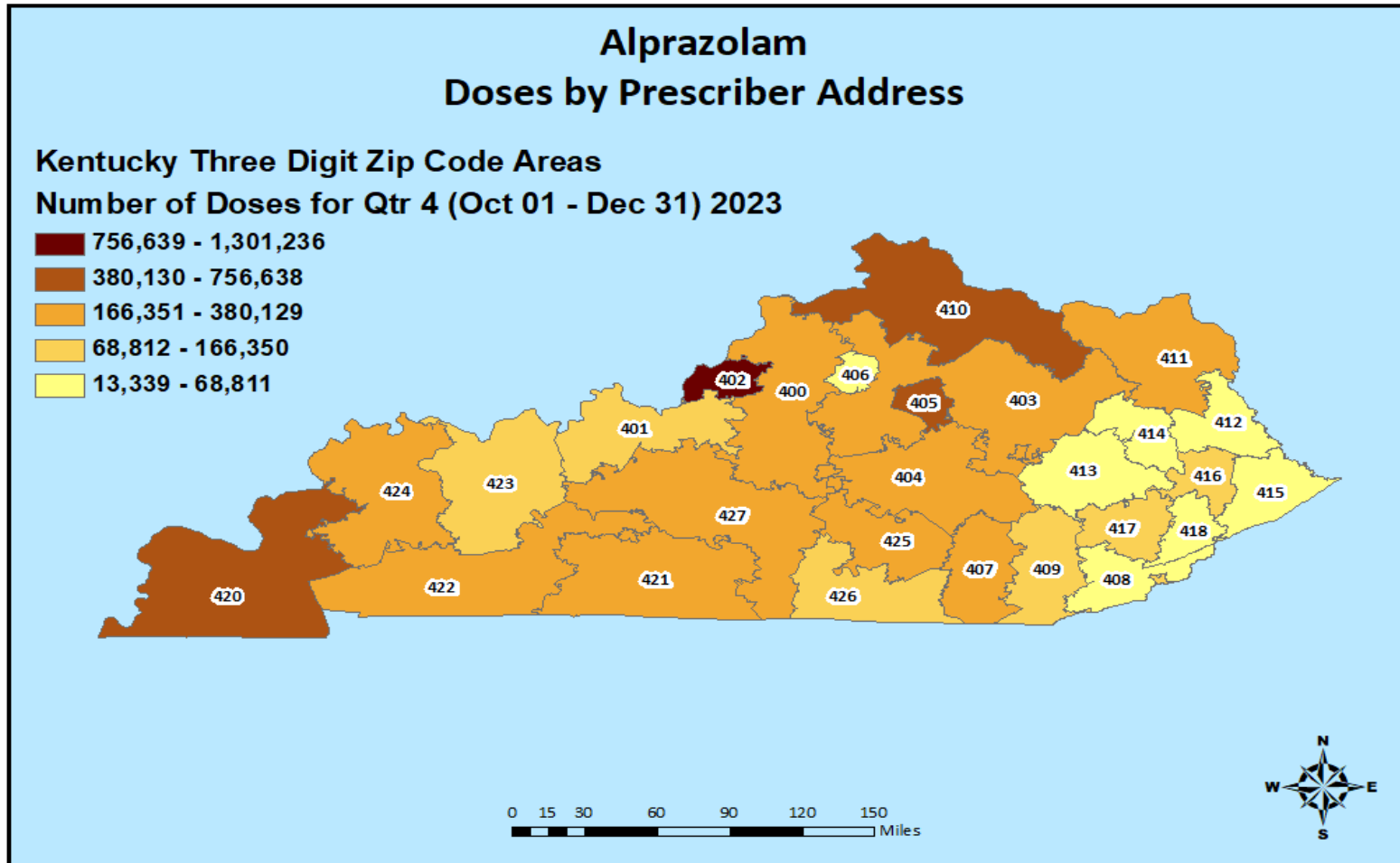


# Per 1000 Diazepam Usage Q4 2023

Actual Number of Diazepam Doses per 1,000 Residents for Quarter 4, 2023							
COUNTY	PER 1000	COUNTY	PER 1000	COUNTY	PER 1000	COUNTY	PER 1000
ADAIR	972	EDMONSON	644	KNOX	728	NICHOLAS	601
ALLEN	349	ELLIOTT	621	LARUE	1,621	OHIO	534
ANDERSON	336	ESTILL	851	LAUREL	489	OLDHAM	208
BALLARD	732	FAYETTE	313	LAWRENCE	1,174	OWEN	394
BARREN	621	FLEMING	576	LEE	1,836	OWSLEY	3,273
BATH	575	FLOYD	1,861	LESLIE	296	PENDLETON	586
BELL	1,402	FRANKLIN	394	LETCHER	405	PERRY	908
BOONE	328	FULTON	821	LEWIS	840	PIKE	478
BOURBON	376	GALLATIN	413	LINCOLN	801	POWELL	603
BOYD	452	GARRARD	593	LIVINGSTON	1,056	PULASKI	703
BOYLE	472	GRANT	549	LOGAN	450	ROBERTSON	1,032
BRACKEN	1,075	GRAVES	830	LYON	663	ROCKCASTLE	415
BREATHITT	1,050	GRAYSON	881	MADISON	502	ROWAN	575
BRECKINRIDGE	394	GREEN	1,563	MAGOFFIN	1,705	RUSSELL	337
BULLITT	262	GREENUP	1,025	MARION	562	SCOTT	504
BUTLER	468	HANCOCK	284	MARSHALL	1,016	SHELBY	331
CALDWELL	778	HARDIN	348	MARTIN	1,584	SIMPSON	235
CALLOWAY	1,023	HARLAN	545	MASON	596	SPENCER	432
CAMPBELL	379	HARRISON	1,062	MCCRACKEN	668	TAYLOR	1,269
CARLISLE	596	HART	820	MCCREARY	679	TODD	344
CARROLL	425	HENDERSON	772	MCLEAN	414	TRIGG	856
CARTER	665	HENRY	302	MEADE	250	TRIMBLE	170
CASEY	703	HICKMAN	562	MENIFEE	530	UNION	524
CHRISTIAN	417	HOPKINS	427	MERCER	694	WARREN	382
CLARK	475	JACKSON	737	METCALFE	1,216	WASHINGTON	362
CLAY	1,267	JEFFERSON	290	MONROE	521	WAYNE	690
CLINTON	1,111	JESSAMINE	399	MONTGOMERY	682	WEBSTER	595
CRITTENDEN	831	JOHNSON	2,310	MORGAN	505	WHITLEY	999
CUMBERLAND	408	KENTON	306	MUHLENBERG	485	WOLFE	877
DAVIESS	268	KNOTT	1,166	NELSON	492	WOODFORD	399



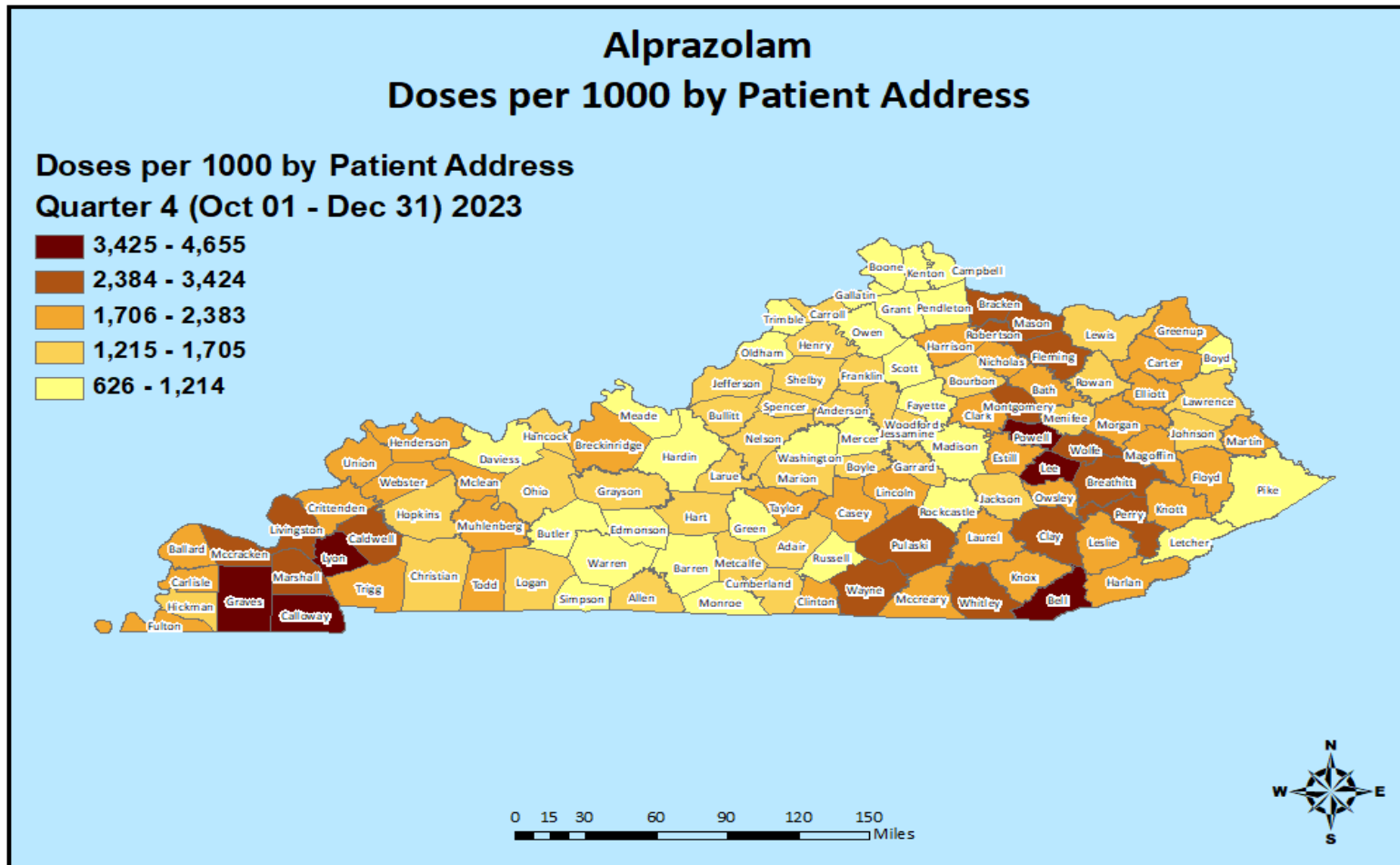
# Alprazolam Prescribing Q4 2023



# Alprazolam Prescribing Q4 2023

3 Digit Zip	Doses By Prescriber Zip-Actual Number of Alprazolam Doses for Quarter 4, 2023
400	255,830
401	85,353
402	1,301,236
403	380,129
404	235,201
405	756,638
406	58,533
407	259,525
408	35,092
409	166,350
410	518,174
411	195,647
412	68,811
413	60,241
414	28,190
415	13,339
416	89,462
417	131,511
418	19,724
420	682,364
421	254,112
422	186,189
423	115,899
424	192,271
425	255,152
426	89,154
427	240,711
<b>Totals</b>	<b>6,674,838</b>

# Alprazolam Usage Q4 2023



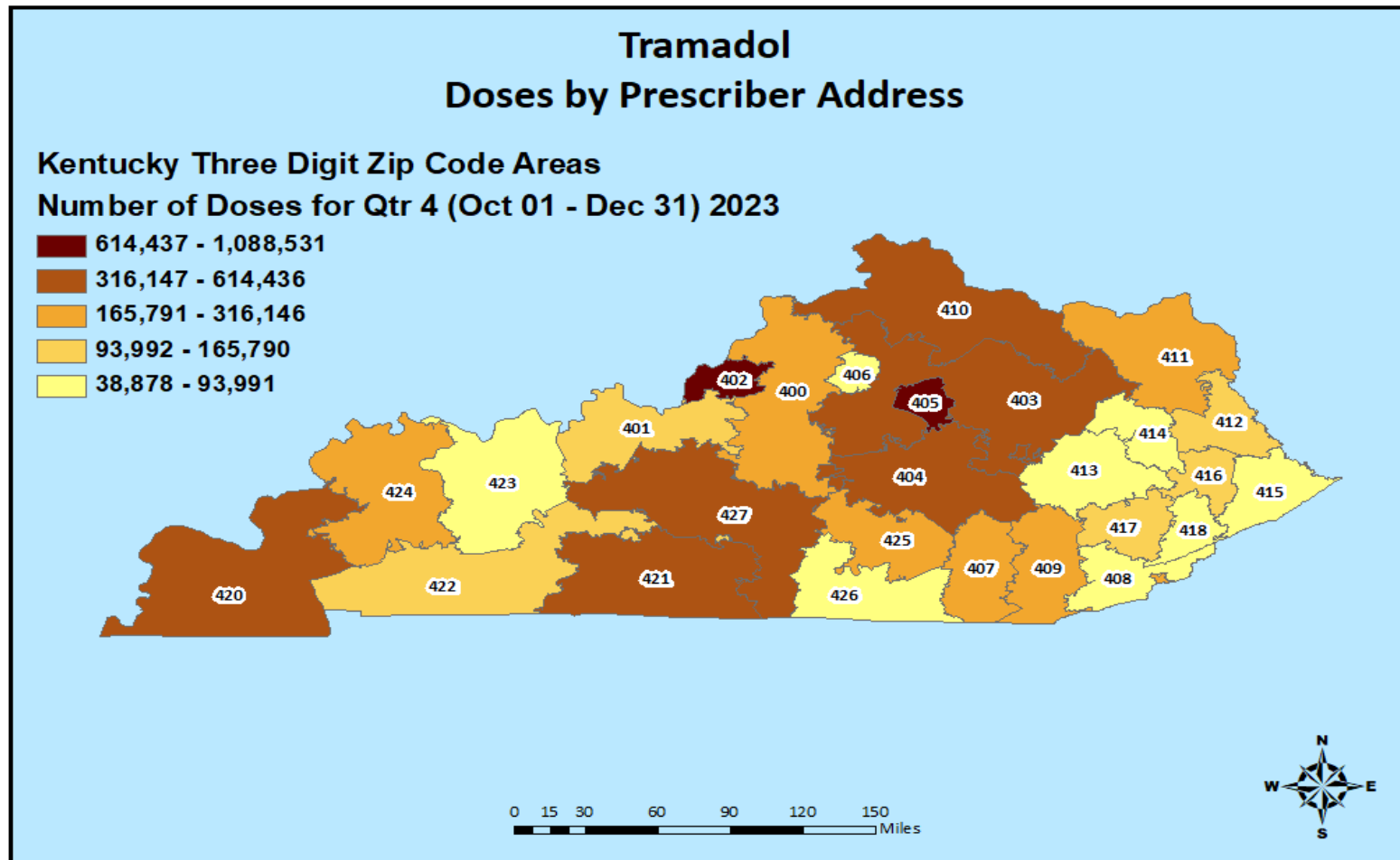
# Alprazolam Usage Q4 2023

Actual Number of Alprazolam Doses for Quarter 4, 2023							
COUNTY	# DOSES	COUNTY	# DOSES	COUNTY	# DOSES	COUNTY	# DOSES
ADAIR	29,033	EDMONSON	14,410	KNOX	66,338	NICHOLAS	15,572
ALLEN	27,502	ELLIOTT	14,181	LARUE	20,822	OHIO	36,758
ANDERSON	28,066	ESTILL	27,255	LAUREL	123,639	OLDHAM	71,494
BALLARD	15,850	FAYETTE	375,388	LAWRENCE	21,489	OWEN	8,686
BARREN	47,208	FLEMING	44,184	LEE	27,388	OWSLEY	9,699
BATH	21,643	FLOYD	68,527	LESLIE	19,909	PENDLETON	14,778
BELL	107,060	FRANKLIN	73,743	LETCHER	17,971	PERRY	87,912
BOONE	110,469	FULTON	13,988	LEWIS	22,918	PIKE	62,547
BOURBON	30,993	GALLATIN	7,214	LINCOLN	54,905	POWELL	45,876
BOYD	51,748	GARRARD	25,020	LIVINGSTON	23,601	PULASKI	189,223
BOYLE	44,151	GRANT	15,636	LOGAN	40,823	ROBERTSON	6,357
BRACKEN	23,635	GRAVES	139,201	LYON	37,559	ROCKCASTLE	18,181
BREATHITT	40,780	GRAYSON	41,679	MADISON	105,551	ROWAN	31,483
BRECKINRIDGE	38,634	GREEN	12,487	MAGOFFIN	28,807	RUSSELL	11,099
BULLITT	123,318	GREENUP	84,242	MARION	27,040	SCOTT	60,349
BUTLER	12,337	HANCOCK	12,739	MARSHALL	92,876	SHELBY	65,105
CALDWELL	34,350	HARDIN	104,350	MARTIN	24,348	SIMPSON	19,956
CALLOWAY	136,860	HARLAN	48,354	MASON	46,847	SPENCER	25,397
CAMPBELL	98,212	HARRISON	41,994	MCCRACKEN	169,687	TAYLOR	45,672
CARLISLE	9,798	HART	23,195	MCCREARY	33,652	TODD	28,214
CARROLL	15,094	HENDERSON	99,440	MCLEAN	17,495	TRIGG	29,354
CARTER	57,955	HENRY	20,442	MEADE	22,941	TRIMBLE	9,946
CASEY	37,688	HICKMAN	7,609	MENIFEE	10,761	UNION	29,177
CHRISTIAN	99,349	HOPKINS	57,415	MERCER	21,532	WARREN	119,182
CLARK	66,524	JACKSON	19,831	METCALFE	12,343	WASHINGTON	11,521
CLAY	71,103	JEFFERSON	1,125,480	MONROE	12,139	WAYNE	69,325
CLINTON	21,942	JESSAMINE	68,456	MONTGOMERY	75,547	WEBSTER	24,641
CRITTENDEN	17,207	JOHNSON	37,650	MORGAN	27,069	WHITLEY	114,338
CUMBERLAND	10,647	KENTON	132,969	MUHLENBERG	61,007	WOLFE	22,744
DAVISS	121,051	KNOTT	35,791	NELSON	64,639	WOODFORD	40,186
						<b>TOTAL</b>	<b>6,999,492</b>

# Per 1000 Alprazolam Usage Q4 2023

Actual Number of Alprazolam Doses per 1,000 Residents for Quarter 4, 2023							
COUNTY	PER 1000	COUNTY	PER 1000	COUNTY	PER 1000	COUNTY	PER 1000
ADAIR	1,506	EDMONSON	1,190	KNOX	2,094	NICHOLAS	2,198
ALLEN	1,333	ELLIOTT	1,869	LARUE	1,477	OHIO	1,508
ANDERSON	1,267	ESTILL	1,905	LAUREL	2,052	OLDHAM	1,091
BALLARD	1,968	FAYETTE	1,179	LAWRENCE	1,355	OWEN	816
BARREN	1,073	FLEMING	3,046	LEE	4,162	OWSLEY	2,160
BATH	1,756	FLOYD	1,847	LESLIE	1,889	PENDLETON	1,015
BELL	3,948	FRANKLIN	1,459	LETCHER	789	PERRY	3,215
BOONE	859	FULTON	2,264	LEWIS	1,705	PIKE	1,033
BOURBON	1,547	GALLATIN	838	LINCOLN	2,253	POWELL	3,727
BOYD	1,075	GARRARD	1,447	LIVINGSTON	2,546	PULASKI	2,959
BOYLE	1,471	GRANT	627	LOGAN	1,535	ROBERTSON	2,950
BRACKEN	2,814	GRAVES	3,744	LYON	4,655	ROCKCASTLE	1,079
BREATHITT	3,070	GRAYSON	1,592	MADISON	1,179	ROWAN	1,288
BRECKINRIDGE	1,935	GREEN	1,129	MAGOFFIN	2,271	RUSSELL	626
BULLITT	1,558	GREENUP	2,347	MARION	1,408	SCOTT	1,118
BUTLER	960	HANCOCK	1,446	MARSHALL	2,961	SHELBY	1,403
CALDWELL	2,733	HARDIN	972	MARTIN	2,029	SIMPSON	1,104
CALLOWAY	3,561	HARLAN	1,780	MASON	2,725	SPENCER	1,390
CAMPBELL	1,065	HARRISON	2,252	MCCRACKEN	2,604	TAYLOR	1,798
CARLISLE	2,018	HART	1,245	MCCREARY	1,922	TODD	2,295
CARROLL	1,413	HENDERSON	2,150	MCLEAN	1,846	TRIGG	2,058
CARTER	2,143	HENRY	1,292	MEADE	816	TRIMBLE	1,154
CASEY	2,383	HICKMAN	1,644	MENIFEE	1,679	UNION	1,961
CHRISTIAN	1,373	HOPKINS	1,251	MERCER	1,003	WARREN	949
CLARK	1,857	JACKSON	1,483	METCALFE	1,232	WASHINGTON	945
CLAY	3,424	JEFFERSON	1,471	MONROE	1,146	WAYNE	3,389
CLINTON	2,156	JESSAMINE	1,307	MONTGOMERY	2,720	WEBSTER	1,850
CRITTENDEN	1,873	JOHNSON	1,639	MORGAN	2,036	WHITLEY	3,168
CUMBERLAND	1,580	KENTON	806	MUHLENBERG	1,966	WOLFE	3,177
DAVIESS	1,214	KNOTT	2,303	NELSON	1,419	WOODFORD	1,538

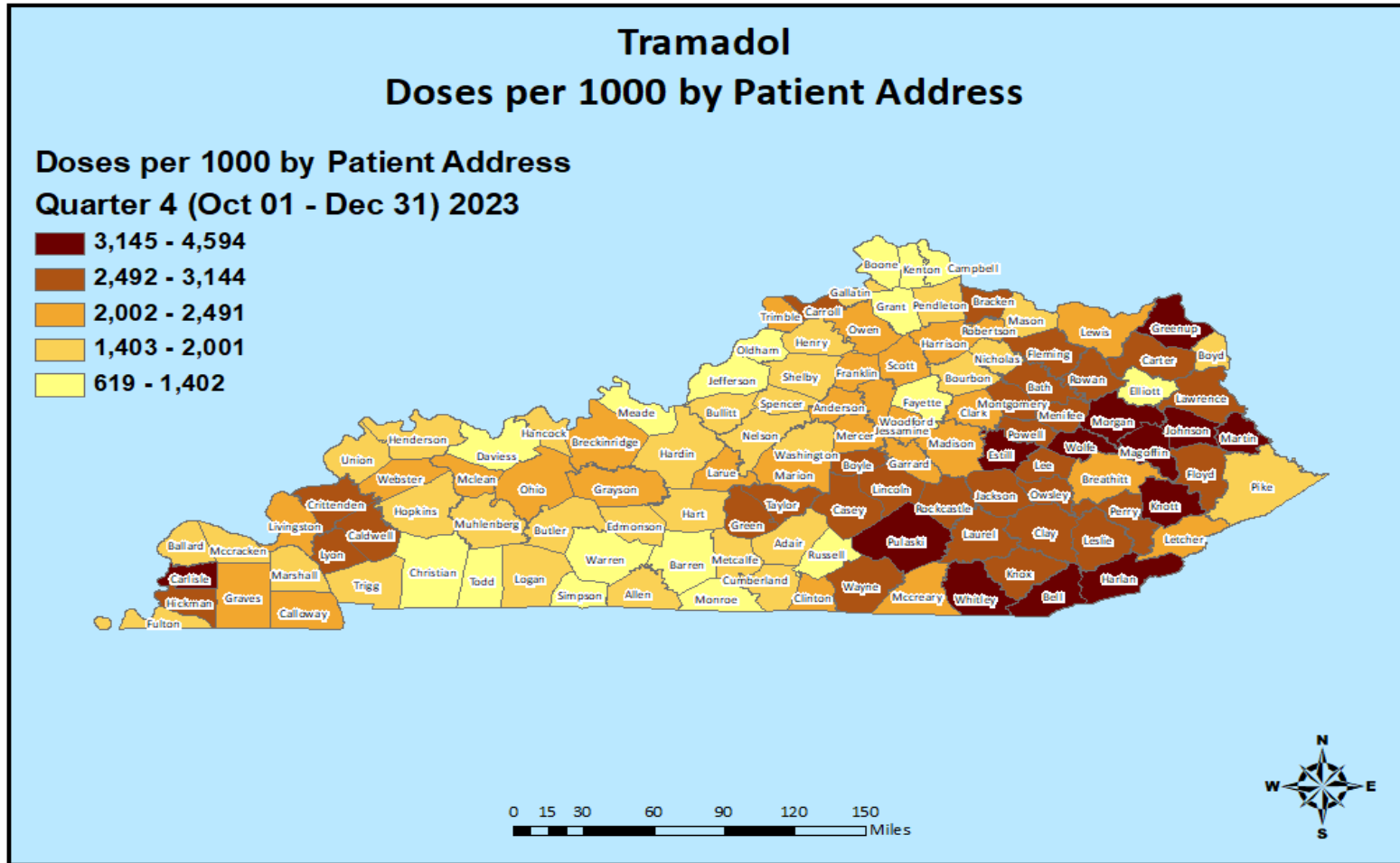
# Tramadol Prescribing Q4 2023



# Tramadol Prescribing Q4 2023

3 Digit Zip	Doses By Prescriber Zip-Actual Number of Tramadol Doses for Quarter 4, 2023
400	288,115
401	116,284
402	1,055,965
403	511,586
404	379,296
405	1,088,531
406	62,796
407	275,179
408	91,512
409	217,343
410	614,436
411	316,146
412	136,607
413	57,443
414	73,816
415	38,878
416	124,212
417	165,790
418	78,278
420	477,424
421	352,073
422	132,607
423	89,539
424	209,101
425	237,783
426	93,991
427	374,913
<b>Totals</b>	<b>7,659,644</b>

# Tramadol Usage Q4 2023





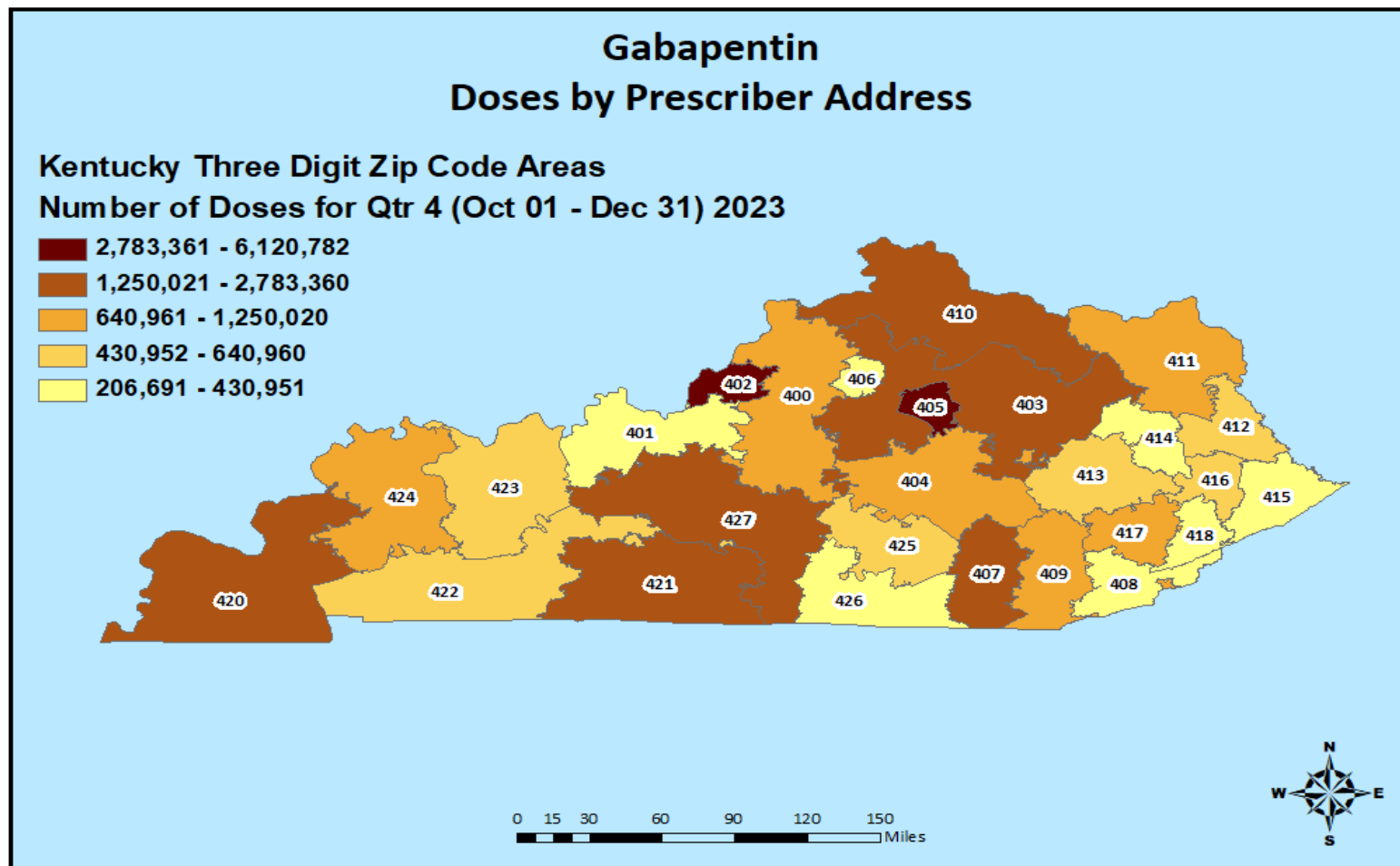
# Tramadol Usage Q4 2023

Actual Number of Tramadol Doses for Quarter 4, 2023							
COUNTY	# DOSES	COUNTY	# DOSES	COUNTY	# DOSES	COUNTY	# DOSES
ADAIR	33,309	EDMONSON	21,414	KNOX	88,616	NICHOLAS	14,177
ALLEN	34,136	ELLIOTT	9,785	LARUE	29,318	OHIO	58,677
ANDERSON	54,545	ESTILL	47,480	LAUREL	153,507	OLDHAM	72,513
BALLARD	12,972	FAYETTE	444,652	LAWRENCE	46,479	OWEN	21,870
BARREN	61,700	FLEMING	38,377	LEE	18,282	OWSLEY	13,143
BATH	33,837	FLOYD	112,199	LESLIE	31,390	PENDLETON	23,862
BELL	93,424	FRANKLIN	107,565	LETCHER	50,504	PERRY	76,071
BOONE	171,577	FULTON	12,210	LEWIS	31,447	PIKE	105,456
BOURBON	35,962	GALLATIN	13,499	LINCOLN	70,002	POWELL	32,163
BOYD	78,324	GARRARD	40,341	LIVINGSTON	22,766	PULASKI	208,118
BOYLE	77,594	GRANT	32,588	LOGAN	50,334	ROBERTSON	4,497
BRACKEN	21,990	GRAVES	83,837	LYON	21,995	ROCKCASTLE	42,736
BREATHITT	27,061	GRAYSON	65,233	MADISON	200,431	ROWAN	63,655
BRECKINRIDGE	43,267	GREEN	29,090	MAGOFFIN	42,654	RUSSELL	10,967
BULLITT	119,822	GREENUP	148,294	MARION	40,875	SCOTT	117,081
BUTLER	19,761	HANCOCK	17,277	MARSHALL	61,480	SHELBY	80,126
CALDWELL	34,605	HARDIN	192,455	MARTIN	46,494	SIMPSON	23,345
CALLOWAY	78,202	HARLAN	122,965	MASON	31,819	SPENCER	35,460
CAMPBELL	97,222	HARRISON	45,282	MCCRACKEN	118,456	TAYLOR	77,649
CARLISLE	16,052	HART	28,857	MCCREARY	43,359	TODD	17,001
CARROLL	27,496	HENDERSON	89,725	MCLEAN	19,469	TRIGG	26,204
CARTER	71,283	HENRY	28,847	MEADE	39,167	TRIMBLE	18,675
CASEY	46,951	HICKMAN	12,639	MENIFEE	19,705	UNION	28,109
CHRISTIAN	74,026	HOPKINS	84,044	MERCER	52,031	WARREN	150,711
CLARK	74,212	JACKSON	35,336	METCALFE	17,770	WASHINGTON	23,549
CLAY	64,245	JEFFERSON	761,169	MONROE	13,159	WAYNE	60,663
CLINTON	24,129	JESSAMINE	106,451	MONTGOMERY	87,300	WEBSTER	31,264
CRITTENDEN	23,267	JOHNSON	80,826	MORGAN	61,085	WHITLEY	126,887
CUMBERLAND	11,343	KENTON	150,966	MUHLENBERG	60,540	WOLFE	23,818
DAVIESS	118,019	KNOTT	56,136	NELSON	82,186	WOODFORD	54,735
						<b>TOTAL</b>	<b>7,995,674</b>

# Per 1000 Tramadol Usage Q4 2023

Actual Number of Tramadol Doses per 1,000 Residents for Quarter 4, 2023							
COUNTY	PER 1000	COUNTY	PER 1000	COUNTY	PER 1000	COUNTY	PER 1000
ADAIR	1,728	EDMONSON	1,768	KNOX	2,797	NICHOLAS	2,001
ALLEN	1,655	ELLIOTT	1,290	LARUE	2,080	OHIO	2,407
ANDERSON	2,462	ESTILL	3,319	LAUREL	2,548	OLDHAM	1,106
BALLARD	1,611	FAYETTE	1,396	LAWRENCE	2,930	OWEN	2,055
BARREN	1,402	FLEMING	2,645	LEE	2,778	OWSLEY	2,927
BATH	2,745	FLOYD	3,023	LESLIE	2,979	PENDLETON	1,639
BELL	3,445	FRANKLIN	2,127	LETCHER	2,218	PERRY	2,782
BOONE	1,335	FULTON	1,976	LEWIS	2,339	PIKE	1,741
BOURBON	1,795	GALLATIN	1,568	LINCOLN	2,872	POWELL	2,613
BOYD	1,627	GARRARD	2,333	LIVINGSTON	2,456	PULASKI	3,254
BOYLE	2,585	GRANT	1,308	LOGAN	1,893	ROBERTSON	2,087
BRACKEN	2,618	GRAVES	2,255	LYON	2,726	ROCKCASTLE	2,536
BREATHITT	2,037	GRAYSON	2,491	MADISON	2,238	ROWAN	2,603
BRECKINRIDGE	2,168	GREEN	2,630	MAGOFFIN	3,363	RUSSELL	619
BULLITT	1,514	GREENUP	4,132	MARION	2,128	SCOTT	2,169
BUTLER	1,538	HANCOCK	1,961	MARSHALL	1,960	SHELBY	1,727
CALDWELL	2,753	HARDIN	1,793	MARTIN	3,874	SIMPSON	1,291
CALLOWAY	2,035	HARLAN	4,526	MASON	1,851	SPENCER	1,940
CAMPBELL	1,054	HARRISON	2,429	MCCRACKEN	1,818	TAYLOR	3,057
CARLISLE	3,306	HART	1,549	MCCREARY	2,476	TODD	1,383
CARROLL	2,575	HENDERSON	1,940	MCLEAN	2,055	TRIGG	1,837
CARTER	2,636	HENRY	1,824	MEADE	1,393	TRIMBLE	2,166
CASEY	2,969	HICKMAN	2,732	MENIFEE	3,075	UNION	1,889
CHRISTIAN	1,023	HOPKINS	1,831	MERCER	2,423	WARREN	1,201
CLARK	2,072	JACKSON	2,643	METCALFE	1,774	WASHINGTON	1,932
CLAY	3,094	JEFFERSON	995	MONROE	1,243	WAYNE	2,966
CLINTON	2,371	JESSAMINE	2,033	MONTGOMERY	3,144	WEBSTER	2,348
CRITTENDEN	2,532	JOHNSON	3,518	MORGAN	4,594	WHITLEY	3,515
CUMBERLAND	1,683	KENTON	915	MUHLENBERG	1,951	WOLFE	3,327
DAVIESS	1,184	KNOTT	3,611	NELSON	1,804	WOODFORD	2,095

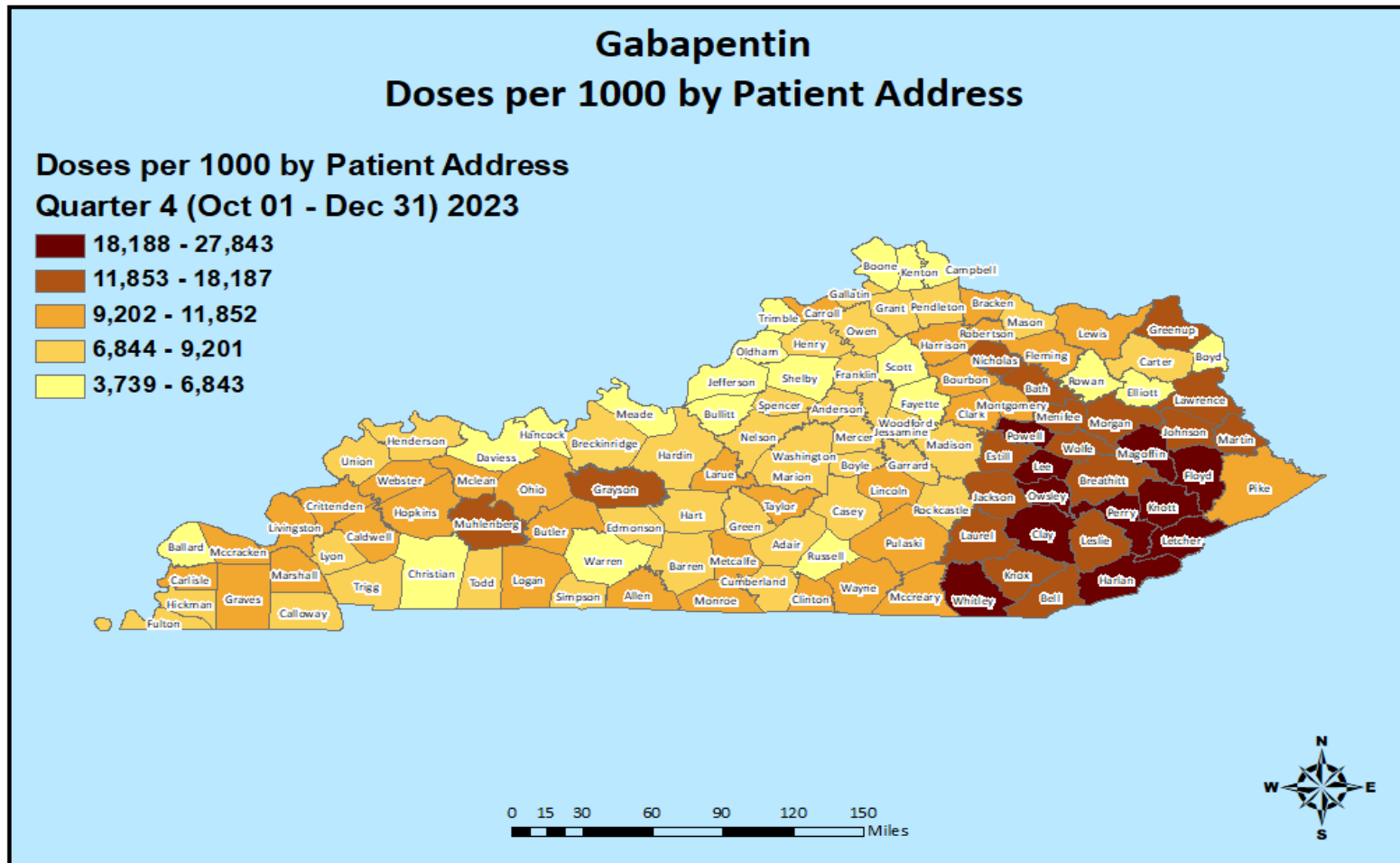
# Gabapentin Prescribing Q4 2023



# Gabapentin Prescribing Q4 2023

3 Digit Zip	Doses By Prescriber Zip-Actual Number of Gabapentin Doses for Quarter 4, 2023
400	1,095,515
401	393,420
402	6,120,782
403	2,136,386
404	1,250,020
405	4,872,970
406	206,691
407	1,981,160
408	334,645
409	975,676
410	2,783,360
411	1,081,089
412	465,498
413	540,144
414	271,310
415	222,217
416	623,972
417	1,152,091
418	430,951
420	2,155,878
421	1,941,756
422	640,960
423	500,404
424	875,361
425	587,171
426	358,071
427	1,728,102
<b>Totals</b>	<b>35,725,600</b>

# Gabapentin Usage Q4 2023



# Gabapentin Usage Q4 2023

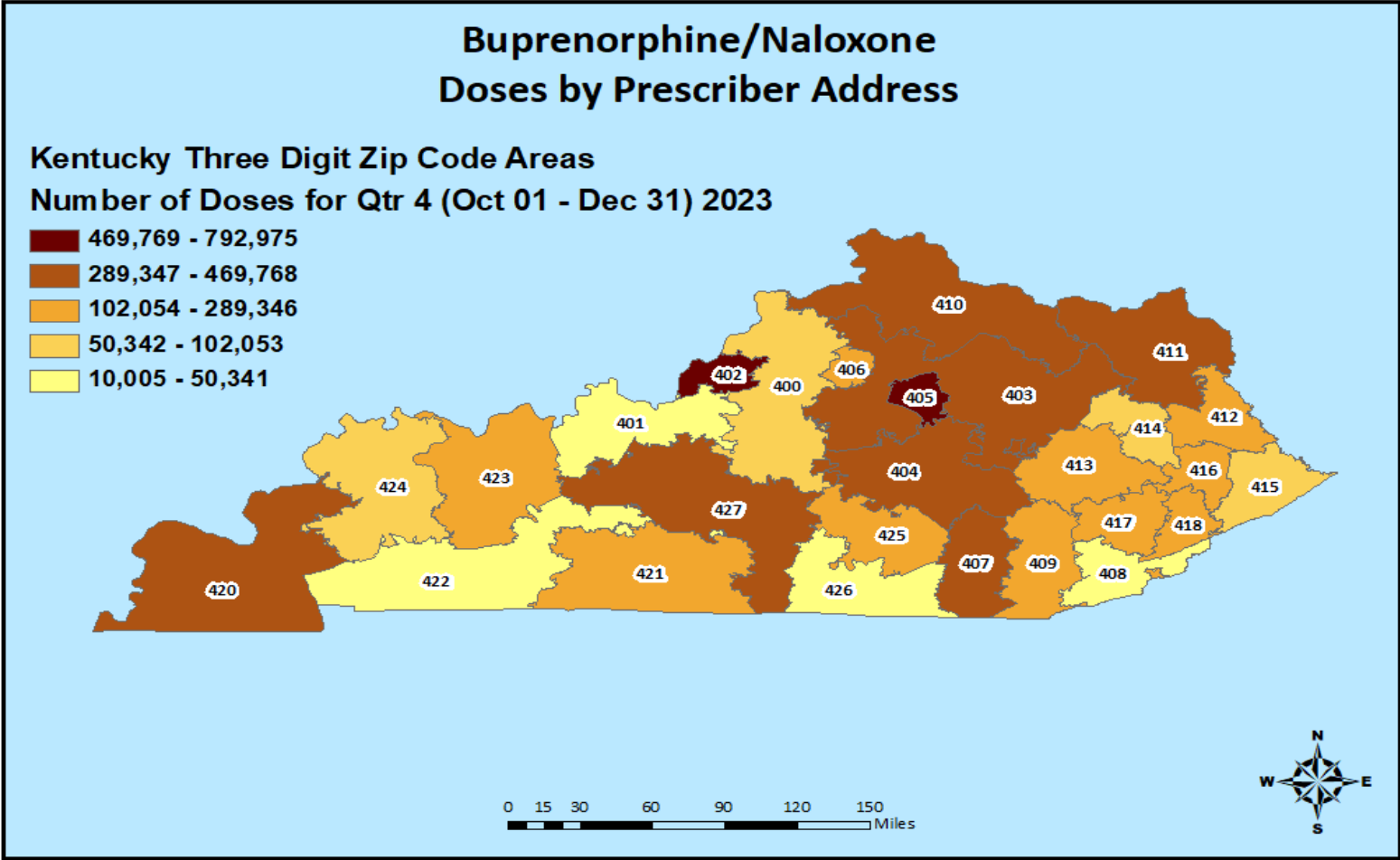
Actual Number of Gabapentin Doses for Quarter 4, 2023							
COUNTY	# DOSES	COUNTY	# DOSES	COUNTY	# DOSES	COUNTY	# DOSES
ADAIR	170,942	EDMONSON	86,653	KNOX	550,041	NICHOLAS	105,429
ALLEN	195,872	ELLIOTT	50,022	LARUE	141,513	OHIO	231,539
ANDERSON	195,558	ESTILL	252,728	LAUREL	764,451	OLDHAM	288,447
BALLARD	49,068	FAYETTE	1,673,703	LAWRENCE	200,878	OWEN	83,703
BARREN	378,270	FLEMING	134,695	LEE	135,304	OWSLEY	125,043
BATH	170,078	FLOYD	733,704	LESLIE	142,390	PENDLETON	112,189
BELL	416,420	FRANKLIN	379,444	LETCHER	484,973	PERRY	631,552
BOONE	748,503	FULTON	55,946	LEWIS	157,716	PIKE	668,619
BOURBON	207,467	GALLATIN	61,323	LINCOLN	236,852	POWELL	231,731
BOYD	293,954	GARRARD	127,144	LIVINGSTON	100,611	PULASKI	618,197
BOYLE	220,066	GRANT	200,289	LOGAN	260,552	ROBERTSON	22,459
BRACKEN	80,036	GRAVES	382,222	LYON	70,864	ROCKCASTLE	140,654
BREATHITT	241,595	GRAYSON	366,162	MADISON	802,360	ROWAN	163,867
BRECKINRIDGE	158,403	GREEN	98,435	MAGOFFIN	239,568	RUSSELL	66,267
BULLITT	539,498	GREENUP	483,365	MARION	176,699	SCOTT	364,391
BUTLER	123,812	HANCOCK	58,791	MARSHALL	303,934	SHELBY	317,587
CALDWELL	135,540	HARDIN	863,896	MARTIN	209,455	SIMPSON	130,698
CALLOWAY	296,972	HARLAN	514,764	MASON	129,647	SPENCER	158,086
CAMPBELL	536,945	HARRISON	215,529	MCCRACKEN	609,116	TAYLOR	265,943
CARLISLE	49,754	HART	148,993	MCCREARY	196,265	TODD	96,164
CARROLL	107,958	HENDERSON	359,596	MCLEAN	93,901	TRIGG	124,230
CARTER	228,176	HENRY	134,454	MEADE	150,692	TRIMBLE	57,988
CASEY	140,561	HICKMAN	40,587	MENIFEE	86,369	UNION	120,511
CHRISTIAN	425,421	HOPKINS	442,283	MERCER	195,636	WARREN	857,719
CLARK	389,760	JACKSON	217,216	METCALFE	108,592	WASHINGTON	101,968
CLAY	556,719	JEFFERSON	4,580,167	MONROE	113,696	WAYNE	218,145
CLINTON	112,932	JESSAMINE	420,401	MONTGOMERY	329,135	WEBSTER	139,367
CRITTENDEN	86,879	JOHNSON	309,394	MORGAN	173,046	WHITLEY	886,229
CUMBERLAND	59,371	KENTON	756,170	MUHLENBERG	402,134	WOLFE	122,979
DAVIESS	432,643	KNOTT	317,026	NELSON	413,386	WOODFORD	187,457
						<b>TOTAL</b>	<b>37,833,209</b>

# Per 1000 Gabapentin Usage Q4 2023

Actual Number of Gabapentin Doses per 1,000 Residents for Quarter 4, 2023							
COUNTY	PER 1000	COUNTY	PER 1000	COUNTY	PER 1000	COUNTY	PER 1000
ADAIR	8,866	EDMONSON	7,153	KNOX	17,359	NICHOLAS	14,883
ALLEN	9,494	ELLIOTT	6,592	LARUE	10,039	OHIO	9,498
ANDERSON	8,826	ESTILL	17,665	LAUREL	12,688	OLDHAM	4,400
BALLARD	6,092	FAYETTE	5,256	LAWRENCE	12,663	OWEN	7,865
BARREN	8,598	FLEMING	9,285	LEE	20,563	OWSLEY	27,843
BATH	13,797	FLOYD	19,771	LESLIE	13,512	PENDLETON	7,705
BELL	15,356	FRANKLIN	7,505	LETCHER	21,296	PERRY	23,097
BOONE	5,823	FULTON	9,054	LEWIS	11,733	PIKE	11,042
BOURBON	10,358	GALLATIN	7,123	LINCOLN	9,718	POWELL	18,828
BOYD	6,107	GARRARD	7,353	LIVINGSTON	10,855	PULASKI	9,666
BOYLE	7,331	GRANT	8,036	LOGAN	9,798	ROBERTSON	10,422
BRACKEN	9,528	GRAVES	10,280	LYON	8,782	ROCKCASTLE	8,347
BREATHITT	18,187	GRAYSON	13,984	MADISON	8,960	ROWAN	6,702
BRECKINRIDGE	7,936	GREEN	8,900	MAGOFFIN	18,887	RUSSELL	3,739
BULLITT	6,816	GREENUP	13,467	MARION	9,201	SCOTT	6,751
BUTLER	9,639	HANCOCK	6,673	MARSHALL	9,690	SHELBY	6,843
CALDWELL	10,785	HARDIN	8,050	MARTIN	17,452	SIMPSON	7,228
CALLOWAY	7,726	HARLAN	18,947	MASON	7,542	SPENCER	8,651
CAMPBELL	5,823	HARRISON	11,559	MCCRACKEN	9,348	TAYLOR	10,471
CARLISLE	10,248	HART	7,999	MCCREARY	11,208	TODD	7,821
CARROLL	10,109	HENDERSON	7,775	MCLEAN	9,910	TRIGG	8,709
CARTER	8,437	HENRY	8,500	MEADE	5,358	TRIMBLE	6,727
CASEY	8,888	HICKMAN	8,772	MENIFEE	13,478	UNION	8,099
CHRISTIAN	5,880	HOPKINS	9,635	MERCER	9,109	WARREN	6,833
CLARK	10,881	JACKSON	16,249	METCALFE	10,840	WASHINGTON	8,366
CLAY	26,809	JEFFERSON	5,984	MONROE	10,738	WAYNE	10,666
CLINTON	11,097	JESSAMINE	8,030	MONTGOMERY	11,852	WEBSTER	10,466
CRITTENDEN	9,456	JOHNSON	13,465	MORGAN	13,013	WHITLEY	24,552
CUMBERLAND	8,811	KENTON	4,584	MUHLENBERG	12,960	WOLFE	17,178
DAVIESS	4,341	KNOTT	20,395	NELSON	9,074	WOODFORD	7,176



# Buprenorphine/Naloxone Prescribing Q4 2023

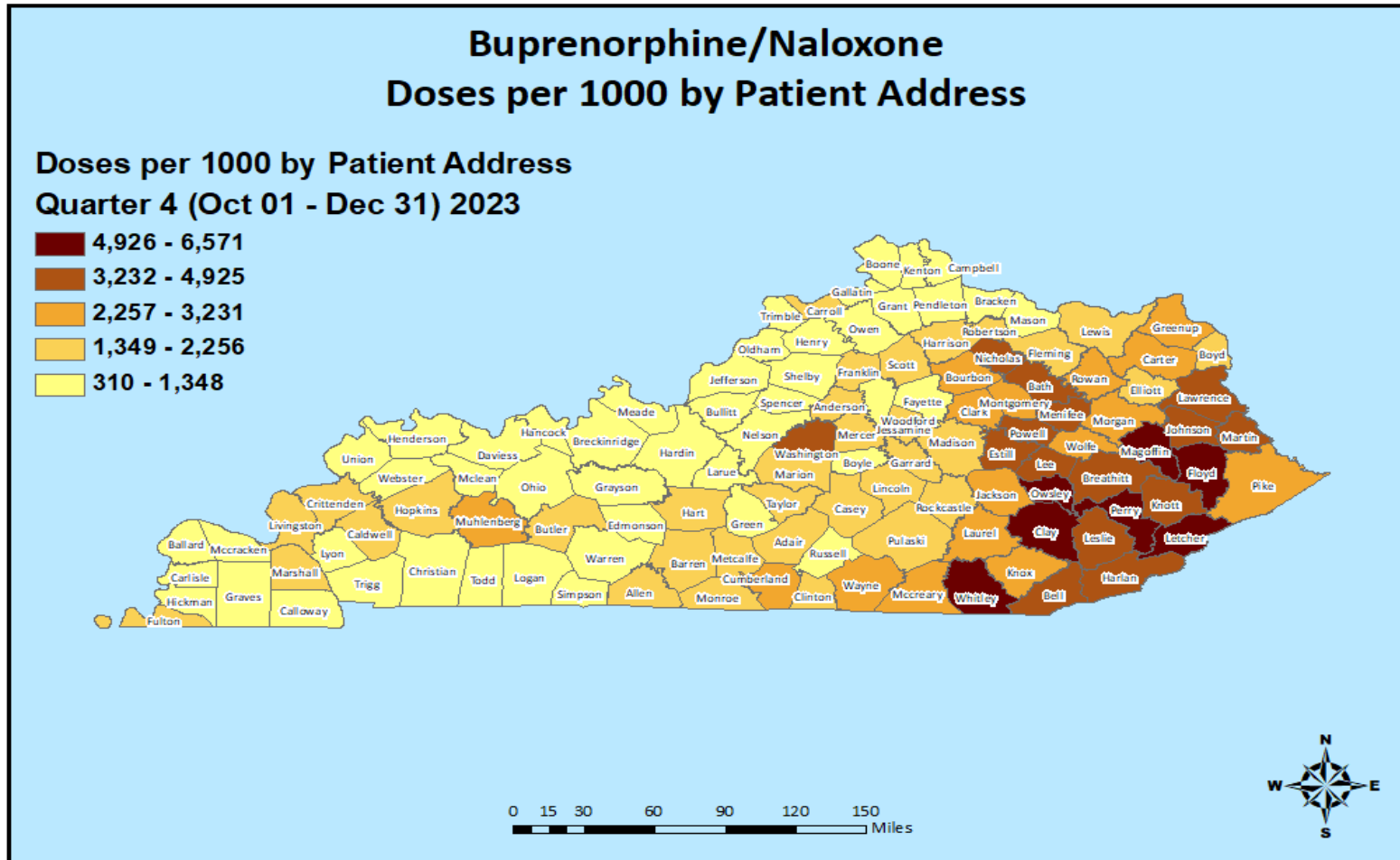




# Buprenorphine/Naloxone Prescribing Q4 2023

3 Digit Zip	Doses By Prescriber Zip-Actual Number of Buprenorphine/Naloxone Doses for Quarter 4, 2023
400	102,053
401	10,005
402	792,975
403	469,768
404	422,670
405	776,569
406	149,499
407	467,357
408	50,341
409	240,608
410	300,750
411	310,960
412	220,979
413	152,932
414	93,245
415	71,852
416	168,501
417	209,858
418	153,987
420	304,003
421	289,346
422	31,353
423	167,332
424	73,065
425	144,205
426	40,287
427	360,181
<b>Totals</b>	<b>6,574,681</b>

# Buprenorphine/Naloxone Usage Q4 2023



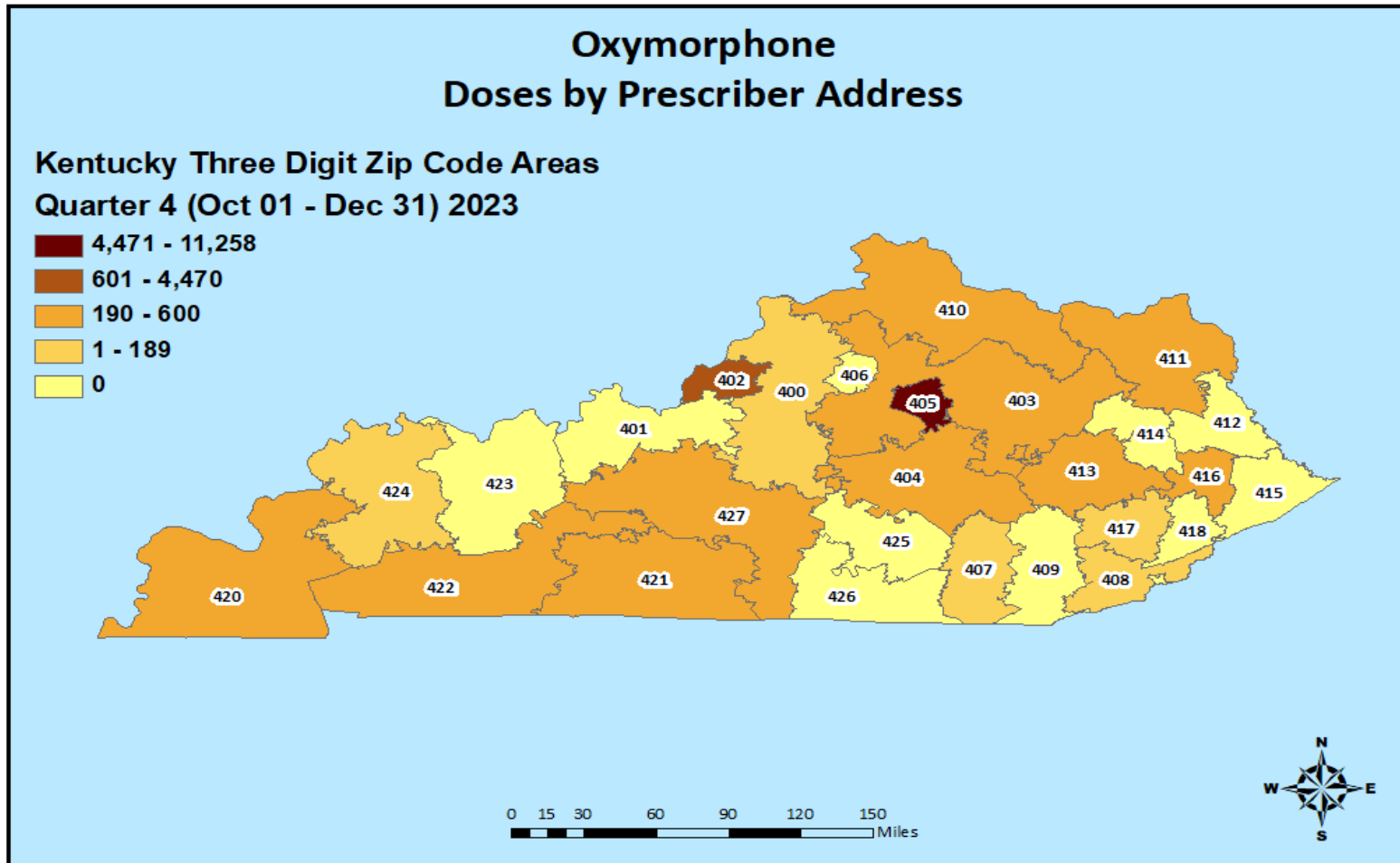
# Buprenorphine/Naloxone Usage Q4 2023

Actual Number of Buprenorphine/Naloxone Doses for Quarter 4, 2023							
COUNTY	# DOSES	COUNTY	# DOSES	COUNTY	# DOSES	COUNTY	# DOSES
ADAIR	41,772	EDMONSON	11,840	KNOX	99,358	NICHOLAS	26,467
ALLEN	32,422	ELLIOTT	15,651	LARUE	11,519	OHIO	30,789
ANDERSON	35,920	ESTILL	51,358	LAUREL	186,331	OLDHAM	26,261
BALLARD	7,838	FAYETTE	333,020	LAWRENCE	64,066	OWEN	12,213
BARREN	78,802	FLEMING	23,846	LEE	30,046	OWSLEY	29,512
BATH	47,698	FLOYD	205,562	LESLIE	45,925	PENDLETON	14,596
BELL	106,207	FRANKLIN	87,213	LETCHER	140,740	PERRY	153,055
BOONE	68,621	FULTON	9,684	LEWIS	28,944	PIKE	181,163
BOURBON	49,350	GALLATIN	10,905	LINCOLN	50,811	POWELL	60,622
BOYD	95,434	GARRARD	24,502	LIVINGSTON	18,867	PULASKI	144,284
BOYLE	37,017	GRANT	28,971	LOGAN	24,615	ROBERTSON	3,634
BRACKEN	7,993	GRAVES	40,504	LYON	7,114	ROCKCASTLE	34,236
BREATHITT	56,677	GRAYSON	34,759	MADISON	173,768	ROWAN	63,595
BRECKINRIDGE	10,952	GREEN	13,967	MAGOFFIN	66,767	RUSSELL	13,886
BULLITT	74,925	GREENUP	115,986	MARION	32,170	SCOTT	97,240
BUTLER	17,587	HANCOCK	2,727	MARSHALL	46,631	SHELBY	34,837
CALDWELL	17,717	HARDIN	95,837	MARTIN	57,719	SIMPSON	23,345
CALLOWAY	31,771	HARLAN	129,285	MASON	21,077	SPENCER	17,060
CAMPBELL	60,817	HARRISON	36,460	MCCRACKEN	87,837	TAYLOR	44,411
CARLISLE	6,271	HART	28,704	MCCREARY	48,939	TODD	7,256
CARROLL	16,365	HENDERSON	42,357	MCLEAN	9,017	TRIGG	10,758
CARTER	73,057	HENRY	13,524	MEADE	17,583	TRIMBLE	9,872
CASEY	30,211	HICKMAN	3,761	MENIFEE	23,428	UNION	8,928
CHRISTIAN	44,123	HOPKINS	73,567	MERCER	37,325	WARREN	120,064
CLARK	110,424	JACKSON	38,794	METCALFE	17,906	WASHINGTON	45,906
CLAY	135,142	JEFFERSON	572,174	MONROE	18,507	WAYNE	59,866
CLINTON	22,364	JESSAMINE	94,110	MONTGOMERY	86,562	WEBSTER	14,273
CRITTENDEN	19,850	JOHNSON	92,020	MORGAN	36,274	WHITLEY	229,460
CUMBERLAND	15,901	KENTON	116,762	MUHLENBERG	80,652	WOLFE	20,699
DAVIESS	39,017	KNOTT	64,665	NELSON	52,914	WOODFORD	33,702
						<b>TOTAL</b>	<b>7,000,162</b>

# Per 1000 Buprenorphine/Naloxone Usage Q4 2023

Actual Number of Buprenorphine/Naloxone Doses per 1,000 Residents for Quarter 4, 2023							
COUNTY	PER 1000	COUNTY	PER 1000	COUNTY	PER 1000	COUNTY	PER 1000
ADAIR	2,167	EDMONSON	977	KNOX	3,136	NICHOLAS	3,736
ALLEN	1,572	ELLIOTT	2,063	LARUE	817	OHIO	1,263
ANDERSON	1,621	ESTILL	3,590	LAUREL	3,093	OLDHAM	401
BALLARD	973	FAYETTE	1,046	LAWRENCE	4,039	OWEN	1,148
BARREN	1,791	FLEMING	1,644	LEE	4,566	OWSLEY	6,571
BATH	3,869	FLOYD	5,539	LESLIE	4,358	PENDLETON	1,002
BELL	3,917	FRANKLIN	1,725	LETCHER	6,180	PERRY	5,598
BOONE	534	FULTON	1,567	LEWIS	2,153	PIKE	2,992
BOURBON	2,464	GALLATIN	1,267	LINCOLN	2,085	POWELL	4,925
BOYD	1,983	GARRARD	1,417	LIVINGSTON	2,035	PULASKI	2,256
BOYLE	1,233	GRANT	1,162	LOGAN	926	ROBERTSON	1,686
BRACKEN	952	GRAVES	1,089	LYON	882	ROCKCASTLE	2,032
BREATHITT	4,267	GRAYSON	1,327	MADISON	1,941	ROWAN	2,601
BRECKINRIDGE	549	GREEN	1,263	MAGOFFIN	5,264	RUSSELL	784
BULLITT	947	GREENUP	3,231	MARION	1,675	SCOTT	1,802
BUTLER	1,369	HANCOCK	310	MARSHALL	1,487	SHELBY	751
CALDWELL	1,410	HARDIN	893	MARTIN	4,809	SIMPSON	1,291
CALLOWAY	827	HARLAN	4,759	MASON	1,226	SPENCER	934
CAMPBELL	660	HARRISON	1,955	MCCRACKEN	1,348	TAYLOR	1,749
CARLISLE	1,292	HART	1,541	MCCREARY	2,795	TODD	590
CARROLL	1,532	HENDERSON	916	MCLEAN	952	TRIGG	754
CARTER	2,701	HENRY	855	MEADE	625	TRIMBLE	1,145
CASEY	1,910	HICKMAN	813	MENIFEE	3,656	UNION	600
CHRISTIAN	610	HOPKINS	1,603	MERCER	1,738	WARREN	956
CLARK	3,083	JACKSON	2,902	METCALFE	1,787	WASHINGTON	3,766
CLAY	6,508	JEFFERSON	748	MONROE	1,748	WAYNE	2,927
CLINTON	2,198	JESSAMINE	1,797	MONTGOMERY	3,117	WEBSTER	1,072
CRITTENDEN	2,160	JOHNSON	4,005	MORGAN	2,728	WHITLEY	6,357
CUMBERLAND	2,360	KENTON	708	MUHLENBERG	2,599	WOLFE	2,891
DAVIESS	391	KNOTT	4,160	NELSON	1,161	WOODFORD	1,290

# Oxymorphone Prescribing Q4 2023



# Oxymorphone Prescribing Q4 2023

3 Digit Zip	Doses By Prescriber Zip-Actual Number of Oxymorphone Doses for Quarter 4, 2023
400	60
401	0
402	4,470
403	480
404	240
405	11,258
406	0
407	180
408	189
409	0
410	600
411	600
412	0
413	224
414	0
415	0
416	240
417	180
418	0
420	240
421	360
422	240
423	0
424	90
425	0
426	0
427	360
<b>Totals</b>	<b>20,011</b>



# Oxymorphone Usage

## Q4 2023

Actual Number of Oxymorphone Doses for Quarter 4, 2023							
COUNTY	# DOSES	COUNTY	# DOSES	COUNTY	# DOSES	COUNTY	# DOSES
ADAIR	0	EDMONSON	0	KNOX	808	NICHOLAS	0
ALLEN	0	ELLIOTT	180	LARUE	0	OHIO	0
ANDERSON	0	ESTILL	270	LAUREL	1,034	OLDHAM	0
BALLARD	0	FAYETTE	1,770	LAWRENCE	0	OWEN	0
BARREN	0	FLEMING	180	LEE	270	OWSLEY	0
BATH	540	FLOYD	2,360	LESLIE	0	PENDLETON	0
BELL	0	FRANKLIN	180	LETCHER	0	PERRY	120
BOONE	0	FULTON	0	LEWIS	420	PIKE	730
BOURBON	0	GALLATIN	0	LINCOLN	0	POWELL	360
BOYD	0	GARRARD	112	LIVINGSTON	240	PULASKI	0
BOYLE	60	GRANT	0	LOGAN	0	ROBERTSON	0
BRACKEN	180	GRAVES	0	LYON	0	ROCKCASTLE	420
BREATHITT	90	GRAYSON	0	MADISON	0	ROWAN	300
BRECKINRIDGE	0	GREEN	0	MAGOFFIN	0	RUSSELL	0
BULLITT	360	GREENUP	0	MARION	0	SCOTT	0
BUTLER	0	HANCOCK	0	MARSHALL	0	SHELBY	0
CALDWELL	0	HARDIN	180	MARTIN	0	SIMPSON	0
CALLOWAY	168	HARLAN	189	MASON	120	SPENCER	180
CAMPBELL	180	HARRISON	0	MCCRACKEN	0	TAYLOR	180
CARLISLE	0	HART	0	MCCREARY	300	TODD	0
CARROLL	240	HENDERSON	0	MCLEAN	0	TRIGG	0
CARTER	294	HENRY	0	MEADE	0	TRIMBLE	0
CASEY	0	HICKMAN	0	MENIFEE	180	UNION	0
CHRISTIAN	240	HOPKINS	0	MERCER	0	WARREN	360
CLARK	696	JACKSON	120	METCALFE	0	WASHINGTON	0
CLAY	780	JEFFERSON	1,898	MONROE	0	WAYNE	0
CLINTON	0	JESSAMINE	360	MONTGOMERY	360	WEBSTER	90
CRITTENDEN	0	JOHNSON	180	MORGAN	0	WHITLEY	1,744
CUMBERLAND	0	KENTON	0	MUHLENBERG	168	WOLFE	90
DAVISS	0	KNOTT	180	NELSON	0	WOODFORD	0
						<b>TOTAL</b>	<b>20,461</b>



# Per 1000 Oxymorphone Usage Q4 2023

Actual Number of Oxymorphone Doses per 1,000 Residents for Quarter 4, 2023							
COUNTY	PER 1000	COUNTY	PER 1000	COUNTY	PER 1000	COUNTY	PER 1000
ADAIR	0	EDMONSON	0	KNOX	25	NICHOLAS	0
ALLEN	0	ELLIOTT	24	LARUE	0	OHIO	0
ANDERSON	0	ESTILL	19	LAUREL	17	OLDHAM	0
BALLARD	0	FAYETTE	6	LAWRENCE	0	OWEN	0
BARREN	0	FLEMING	12	LEE	41	OWSLEY	0
BATH	44	FLOYD	64	LESLIE	0	PENDLETON	0
BELL	0	FRANKLIN	4	LETCHER	0	PERRY	4
BOONE	0	FULTON	0	LEWIS	31	PIKE	12
BOURBON	0	GALLATIN	0	LINCOLN	0	POWELL	29
BOYD	0	GARRARD	6	LIVINGSTON	26	PULASKI	0
BOYLE	2	GRANT	0	LOGAN	0	ROBERTSON	0
BRACKEN	21	GRAVES	0	LYON	0	ROCKCASTLE	25
BREATHITT	7	GRAYSON	0	MADISON	0	ROWAN	12
BRECKINRIDGE	0	GREEN	0	MAGOFFIN	0	RUSSELL	0
BULLITT	5	GREENUP	0	MARION	0	SCOTT	0
BUTLER	0	HANCOCK	0	MARSHALL	0	SHELBY	0
CALDWELL	0	HARDIN	2	MARTIN	0	SIMPSON	0
CALLOWAY	4	HARLAN	7	MASON	7	SPENCER	10
CAMPBELL	2	HARRISON	0	MCCRACKEN	0	TAYLOR	7
CARLISLE	0	HART	0	MCCREARY	17	TODD	0
CARROLL	22	HENDERSON	0	MCLEAN	0	TRIGG	0
CARTER	11	HENRY	0	MEADE	0	TRIMBLE	0
CASEY	0	HICKMAN	0	MENIFEE	28	UNION	0
CHRISTIAN	3	HOPKINS	0	MERCER	0	WARREN	3
CLARK	19	JACKSON	9	METCALFE	0	WASHINGTON	0
CLAY	38	JEFFERSON	2	MONROE	0	WAYNE	0
CLINTON	0	JESSAMINE	7	MONTGOMERY	13	WEBSTER	7
CRITTENDEN	0	JOHNSON	8	MORGAN	0	WHITLEY	48
CUMBERLAND	0	KENTON	0	MUHLENBERG	5	WOLFE	13
DAVIESS	0	KNOTT	12	NELSON	0	WOODFORD	0